



**Factory**

Cuijia, Xidian Town, Ninghai, Ningbo,  
China 315613  
Tel: +86-574-65181812  
+86-574-65171366  
E-mail: info@yingjiao.com

**Global Export Office**

Dongcheng International, 155 Xinhui Road,  
Ningbo, Zhejiang, China  
Tel: +86-574-87563855  
+86-574-87127889  
E-mail: sales2@yingjiao.com


**US Branch**

Elwood IN 46036, USA  
E-mail: us@yingjiao.com  
www.yingjiao.us

**EU Branch**

Grumbkowstrasse 65A 13156 Berlin Germany  
E-mail: sales-eu@yingjiao.com

www.yingjiao.com  
www.yingjiaodriver.com



DIN RAIL | ENCLOSED | ENCAPSULATED  
POWER SUPPLIES



Catalogue 2025

# Index

## 03-53 | DIN RAIL POWER SUPPLIES & ACCESSORIES

- 03 TAI SERIES Powerful Drive 120-240W
- 06 YSDT SERIES 3-Phase Input Voltage 240-960W
- 10 YSDW SERIES Wide Input Voltage 60-480W
- 15 YSDH SERIES High Performance 120-960W
- 20 YSDN SERIES Standard Type 75-480W
- 25 YSD-L SERIES Slim-line Type 10-96W
- 31 YSD-S SERIES Step-shape Type 15-150W
- 37 YDC SERIES Security & UPS 40-180W
- 42 YDD SERIES DC-DC 120W
- 44 SUPPLEMENTARY MODULES
- 51 YCBD SERIES Electronic Circuit Breakers

## 54-79 | ENCLOSED POWER SUPPLIES

- 54 YEF SERIES Fanless & PFC 200-750W
- 59 YEP SERIES Low Profile & PFC 75-600W
- 67 YEL SERIES Low Profile Without PFC 35-600W
- 77 YEC SERIES Security & UPS 55-155W

## 80-92 | ENCAPSULATED POWER SUPPLIES

- 80 YSM SERIES AC-DC Type 5-90W

# Introduction

Yingjiao Electrical Co.,Ltd. was established in 1995 and is dedicated to the design and development of all types of low voltage power adapters, LED drivers, utilizing scaled manufacturing and global sales to fully serve the world's electronic and electric industries. The core products include switching & linear power adapters, battery chargers, transformers, DIN rail power supply, enclosed power supplies, medical power supplies, LED drivers and completely customizable power solutions, designed for use in telecommunications, IT equipment, consumer electronic devices, security system, automation, medical equipments, smart home, LED lights and much more.

Yingjiao committed to total quality management through continuing improvement processes, including derating & reliability analytics testing, MTBF procedures are an integral part of our research and development, with quality assurance management in support of ISO9001, ISO14000 quality systems ensure that Yingjiao consistently offers the highest quality products for our customers.

Yingjiao products comply with RoHS, PAHS, REACH and WEEE standards, Achieve CoCV5 and DoE VI of efficiency level, obtained and maintained UL, cUL, FCC, TUV-GS, CB, CSA, PSE, RCM, KC, EAC, CE, EMC and CCC safety certificates.

In addition to our full line of products, Yingjiao is able to offer complete ODM/OEM product development to meet the individual requirements of our business partners.

Yingjiao is committed to becoming your premier power supply partner. With unsurpassed customer service and professionalism, Yingjiao is uniquely suited to deliver market leading power supplies and LED drivers to meet your own specific requirements.

## International Authoritative Certifications



**TAI SERIES**  
Powerful Drive



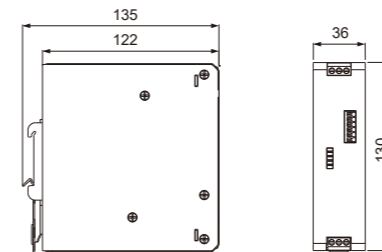
Single Phase 120W

**NEW**



Universal AC & DC input Voltage  
Peak current :1.25 times continuous, 2 times (5s) & 6 times (15ms)  
Built-in active PFC function  
The AC OK, DC OK & RS-485 are available  
NFC function(optional)  
Start-up with -40 C  
5 year warranty

Dimensions:(mm)



**Safety Standard:**  
UL 61010  
IEC 61010-1  
BS EN/EN 61010-1

**EMC Standard:**  
EN 55032  
EN 61000-3-11,-12  
EN 61000-4-2,3,4,5,6,8,11



Electrical Characteristics

Model No.	TAI-120W24V
DC Voltage	24V
Rated Current	5A
Static Peak current	6.25A
Peak Current (5s)	10A
Peak Current(15ms)	30A
Rated Power(Max)	120W
Ripple & Noise(Max)	240mVp-p
Input Voltage	85-264VAC 90-370VDC
Incrush Current	15A at 25 C
Efficiency	89%
Working Temperature	-25-70 C (refer to "Derating Curve")
Withstand Voltage	I/P-O/P:4KVAC IP-FG:3.5KVAC O/P-FG:0.5KVAC
Protection	Short Circuit/ Over Load/ Over Voltage/ Over Temperature
Connection	I/P:3 Poles Terminal Block O/P:5 Poles Terminal Block Signal:7 Poles Terminal Block

Single Phase 240W

DIN RAIL POWER SUPPLIES

**NEW**



Universal AC & DC input Voltage  
Peak current :1.25 times continuous, 2 times (5s) & 6 times (15ms)  
Built-in active PFC function  
The AC OK, DC OK & RS-485 are available  
NFC function(optional)  
Start-up with -40 C  
5 year warranty

**Safety Standard:**

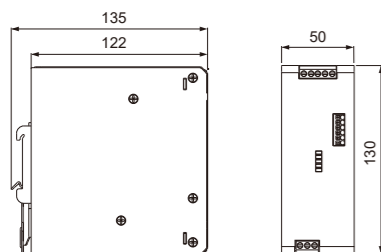
UL 61010  
IEC 61010-1  
BS EN/EN 61010-1

**EMC Standard:**

EN 55032  
EN 61000-3-11,-12  
EN 61000-4-2,3,4,5,6,8,11



**Dimensions:(mm)**



**Electrical Characteristics**

Model No.	TAI-240W24V
DC Voltage	24V
Rated Current	10A
Static Peak current	12.5A
Peak Current (5s)	20A
Peak Current(15ms)	60A
Rated Power(Max)	240W
Ripple & Noise(Max)	80mVp-p
Input Voltage	85-264VAC 90-370VDC
Incrush Current	15A at 25 C
Efficiency	93%
Working Temperature	-25-70 C (refer to "Derating Curve")
Withstand Voltage	I/P-O/P:4KVAC IP-FG:3.5KVAC O/P-FG:0.5KVAC
Protection	Short Circuit/ Over Load/ Over Voltage/ Over Temperature
Connection	I/P:3 Poles Terminal Block O/P:5 Poles Terminal Block Signal:7 Poles Terminal Block

**YSDT SERIES**  
3-Phase Input Voltage



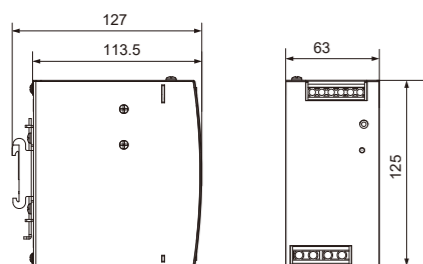
YSDT240 Series

DIN RAIL POWER SUPPLIES



3-Phase 340~550VAC wide range input  
Built-in passive PFC function  
Built-in constant current limiting circuit  
Built-in DC OK relay contact  
3 years warranty

Dimensions:(mm)



Safety Standard:

UL 61010  
IEC 61010-1  
BS EN/EN 61010-1

EMC Standard:

EN 55032  
EN 61000-3-11,-12  
EN 61000-4-2,3,4,5,6,8,11



Electrical Characteristics

Model No.	YSDT240-24	YSDT240-48
DC Voltage	24V	48V
Rated Current	10A	5A
Rated Power(Max)	240W	240W
Ripple & Noise(Max)	100mVp-p	120mVp-p
Input Voltage	Three-Phase 340 ~ 550VAC (Dual phase operation possible in connecting L1,L3,FG or L2,L3,FG) or 480 ~ 780VDC	
Inrush Current	COLD START 50A	
Efficiency	92%	
Working Temperature	-30 ~ +70 C (Refer to "Derating Curve")	
Withstand Voltage	I/P-O/P:3KVAC I/P-FG:2KVAC O/P-FG:0.5KVAC O/P-DC OK:0.5KVAC	
Protection	Short Circuit/Over Load/Over Voltage/Over Temperature	
Connection	I/P :4 poles terminal Block O/P: 6 poles terminal Block	

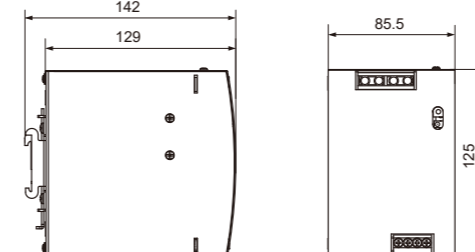
YSDT480 Series

DIN RAIL POWER SUPPLIES



3-Phase 340~550VAC wide range input  
Built-in active PFC function  
Built-in constant current limiting circuit  
Built-in DC OK relay contact  
3 years warranty

Dimensions:(mm)



Safety Standard:

UL 61010  
IEC 61010-1  
BS EN/EN 61010-1

EMC Standard:

EN 55032  
EN 61000-3-11,-12  
EN 61000-4-2,3,4,5,6,8,11



Electrical Characteristics

Model No.	YSDT480-24	YSDT480-48
DC Voltage	24V	48V
Rated Current	20A	10A
Rated Power(Max)	480W	480W
Ripple & Noise(Max)	150mVp-p	150mVp-p
Input Voltage	Three-Phase 340 ~ 550VAC (Dual phase operation possible) 480 ~ 780VDC	
Inrush Current	COLD START 50A	
Efficiency	92%	
Working Temperature	-30 ~ +70 C (Refer to "Derating Curve")	
Withstand Voltage	I/P-O/P:3KVAC I/P-FG:2KVAC O/P-FG:0.5KVAC O/P-DC OK:0.5KVAC	
Protection	Short Circuit / Over Load / Over Voltage / Over Temperature	
Connection	I/P :4 poles terminal Block O/P: 4 poles terminal Block	

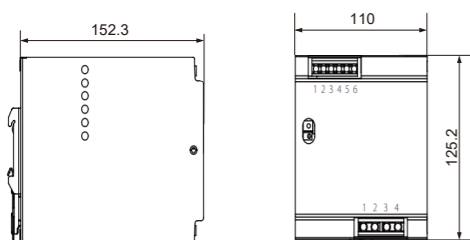
YSDT960 Series

DIN RAIL POWER SUPPLIES



3-Phase 340~550VAC wide range input  
Built-in active PFC function  
Built-in constant current limiting circuit  
Built-in DC OK relay contact  
Current sharing up to 3840W(3+1)  
3 years warranty

Dimensions:(mm)



Safety Standard:

UL 61010  
IEC 61010-1  
BS EN/EN 61010-1

EMC Standard:

EN 55032  
EN 61000-3-11,-12  
EN 61000-4-2,3,4,5,6,8,11



Electrical Characteristics

Model No.	YSDT960-24	YSDT960-48
DC Voltage	24V	48V
Rated Current	40A	20A
Rated Power(Max)	960W	960W
Ripple & Noise(Max)	180mVp-p	250mVp-p
Input Voltage	Three-Phase 340 ~ 550VAC (Dual phase operation possible) 480 ~ 780VDC	
Inrush Current	COLD START 60A	
Efficiency	92%	
Working Temperature	-30 ~ +70 C (Refer to "Derating Curve")	
Withstand Voltage	I/P-O/P:3KVAC I/P-FG:2KVAC O/P-FG:0.5KVAC O/P-DC OK:0.5KVAC	
Protection	Short Circuit/Over Load/Over Voltage/Over Temperature	
Connection	I/P :4 poles terminal Block      O/P: 6 poles terminal Block	

**YSDW SERIES**  
Wide Input Voltage



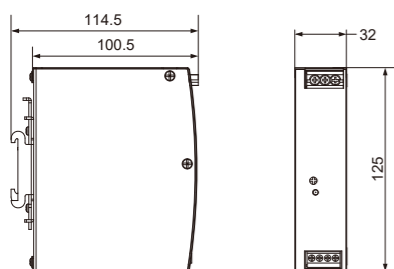
**YSDW60 Series**

**DIN RAIL POWER SUPPLIES**



Single and two phase wide input range 180~550VAC  
Built-in constant current limiting circuit  
Over voltage category III  
DC output voltage adjustable  
Built-in DC OK relay contact  
3 years warranty

**Dimensions:(mm)**



**Safety Standard:**

UL 61010  
IEC 61010-1  
BS EN/EN 61010-1

**EMC Standard:**

EN 55032  
EN 61000-3-2,-3  
EN 61000-4-2,3,4,5,6,8,11



**Electrical Characteristics**

Model No.	YSDW60-5	YSDW60-12	YSDW60-24	YSDW60-48
DC Voltage	5V	12V	24V	48V
Rated Current	10A	5A	2.5A	1.25A
Rated Power(Max)	50W	60W	60W	60W
Ripple & Noise(Max)	100mVp-p	120mVp-p	150mVp-p	200mVp-p
Input Voltage	180 ~ 550VAC    254 ~ 780VDC			
Inrush Current	COLD START 50A/400Vac 30A/230Vac			
Efficiency	83.5%	86.5%	89%	90.5%
Working Temperature	-30 ~ +85 C (Refer to "Derating Curve")			
Withstand Voltage				
Protection	Short Circuit / Over Load / Over Voltage / Over Temperature			
Connection	I/P :3 poles terminal Block    O/P: 4 poles terminal Block			

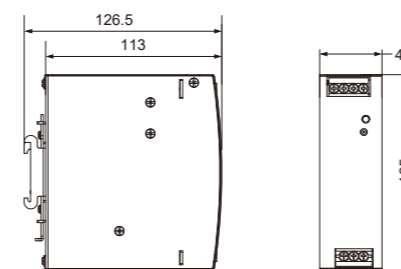
**YSDW120 Series**

**DIN RAIL POWER SUPPLIES**



Single and two phase wide input range 180~550VAC  
Built-in constant current limiting circuit  
DC output voltage adjustable  
Built-in DC OK relay contact  
3 years warranty

**Dimensions:(mm)**



**Safety Standard:**

UL 61010  
IEC 61010-1  
BS EN/EN 61010-1

**EMC Standard:**

EN 55032  
EN 61000-3-2,-3  
EN 61000-4-2,3,4,5,6,8,11



**Electrical Characteristics**

Model No.	YSDW120-12	YSDW120-24	YSDW120-48
DC Voltage	12V	24V	48V
Rated Current	10A	5A	2.5A
Rated Power(Max)	120W	120W	120W
Ripple & Noise(Max)	120mVp-p	120mVp-p	150mVp-p
Input Voltage	180 ~ 550VAC    254 ~ 780VDC		
Inrush Current	COLD START 50A		
Efficiency	89.5%	91%	92%
Working Temperature	-25 ~ +70 C (Refer to "Derating Curve")		
Withstand Voltage	I/P-O/P:3KVAC I/P-FG:2KVAC O/P-FG:0.5KVAC O/P-DC OK:0.5KVAC		
Protection	Short Circuit / Over Load / Over Voltage / Over Temperature		
Connection	I/P :3 poles terminal Block    O/P: 4 poles terminal Block		

YSDW240 Series

DIN RAIL POWER SUPPLIES



Single and two phase wide input range 180~550VAC  
Built-in active PFC function  
DC output voltage adjustable  
Built-in DC OK relay contact  
3 years warranty

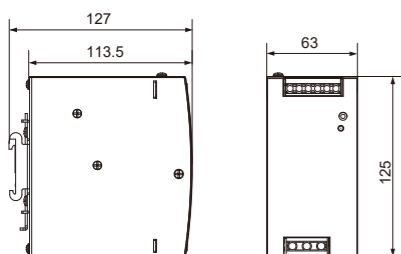
Safety Standard:

UL 61010  
IEC 61010-1  
BS EN/EN 61010-1

EMC Standard:

EN 55032  
EN 61000-3-2,-3  
EN 61000-4-2,3,4,5,6,8,11

Dimensions:(mm)



Electrical Characteristics

Model No.	YSDW240-24	YSDW240-48
DC Voltage	24V	48V
Rated Current	10A	5A
Rated Power(Max)	240W	240W
Ripple & Noise(Max)	150mVp-p	150mVp-p
Input Voltage	180 ~ 550VAC 254 ~ 780VDC	
Inrush Current	COLD START 50A	
Efficiency	90%	
Working Temperature	-30 ~ +70 C (Refer to "Derating Curve")	
Withstand Voltage	I/P-O/P:3KVAC I/P-FG:2KVAC O/P-FG:0.5KVAC O/P-DC OK:0.5KVAC	
Protection	Short Circuit / Over Load / Over Voltage / Over Temperature	
Connection	I/P :3 poles terminal Block O/P: 6 poles terminal Block	

YSDW480 Series

DIN RAIL POWER SUPPLIES



Single and two phase wide input range 180~550VAC  
Built-in active PFC function  
DC output voltage adjustable  
Built-in DC OK relay contact  
3 years warranty

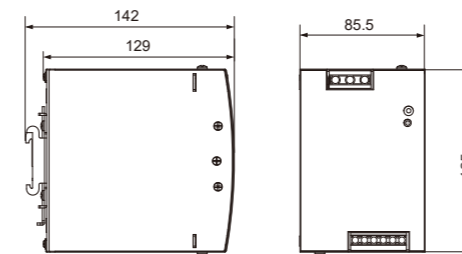
Safety Standard:

UL 61010  
IEC 61010-1  
BS EN/EN 61010-1

EMC Standard:

EN 55032  
EN 61000-3-2,-3  
EN 61000-4-2,3,4,5,6,8,11

Dimensions:(mm)



Electrical Characteristics

Model No.	YSDW480-24	YSDW480-48
DC Voltage	24V	48V
Rated Current	20A	10A
Rated Power(Max)	480W	480W
Ripple & Noise(Max)	100mVp-p	150mVp-p
Input Voltage	180 ~ 550VAC 254 ~ 780VDC	
Inrush Current	COLD START 50A	
Efficiency	91%	
Working Temperature	-30 ~ +70 C (Refer to "Derating Curve")	
Withstand Voltage	I/P-O/P:3KVAC I/P-FG:2KVAC O/P-FG:0.5KVAC O/P-DC OK:0.5KVAC	
Protection	Short Circuit / Over Load / Over Voltage / Over Temperature	
Connection	I/P :3 poles terminal Block O/P: 6 poles terminal Block	



**YSDH SERIES**  
High Performance

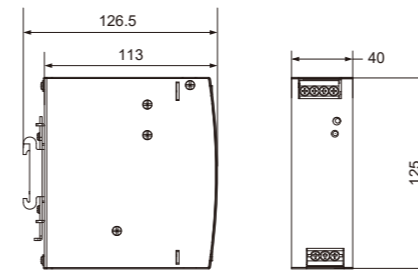


**YSDH120 Series**



Higher peak power  
Built-in active PFC function  
Built-in DC OK relay contact  
DC output voltage adjustable  
100% full load burn-in test  
3 years warranty

**Dimensions:(mm)**



**Safety Standard:**  
UL 61010  
IEC 61010-1  
BS EN/EN 61010-1

**EMC Standard:**  
EN 55032  
EN 61000-3-2,-3  
EN 61000-4-2,3,4,5,6,8,11



**Electrical Characteristics**

Model No.	YSDH120-12	YSDH120-24	YSDH120-48
DC Voltage	12V	24V	48V
Rated Current	10A	5A	2.5A
Rated Power(Max)	120W	120W	120W
Peak Power	180W (3sec.)		
Ripple & Noise(Max)	100mVp-p	100mVp-p	120mVp-p
Input Voltage	90 ~ 264VAC 127 ~ 370VDC		
Inrush Current	35A/115VAC 70A/230VAC		
Efficiency	89%	91%	90%
Working Temperature	-25 ~ +70 °C (Refer to "Derating Curve")		
Withstand Voltage	I/P-O/P:3KVAC I/P-FG:2KVAC O/P-FG:0.5KVAC O/P-DC OK:0.5KVAC		
Protection	Short Circuit / Over Load / Over Voltage / Over Temperature		
Connection	I/P :3 poles terminal Block O/P: 4 poles terminal Block		

YSDH240 Series

DIN RAIL POWER SUPPLIES



Higher peak power  
Built-in active PFC function  
Built-in DC OK relay contact  
DC output voltage adjustable  
100% full load burn-in test  
3 years warranty

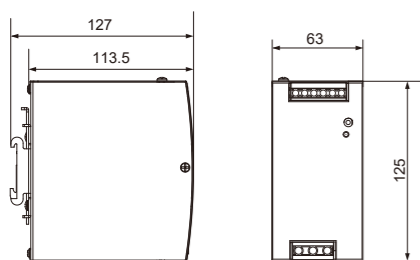
Safety Standard:

UL 61010  
IEC 61010-1  
BS EN/EN 61010-1

EMC Standard:

EN 55032  
EN 61000-3-2,-3  
EN 61000-4-2,3,4,5,6,8,11

Dimensions:(mm)



Electrical Characteristics

Model No.	YSDH240-24	YSDH240-48
DC Voltage	24V	48V
Rated Current	10A	5A
Rated Power(Max)	240W	240W
Peak Power	360W (3sec.)	
Ripple & Noise(Max)	100mVp-p	120mVp-p
Input Voltage	90 ~ 264VAC 127 ~ 370VDC	
Inrush Current	33A/115VAC 55A/230VAC	
Efficiency	90%/115VAC 93%/230VAC	
Working Temperature	-25 ~ +70 C (Refer to "Derating Curve")	
Withstand Voltage	I/P-O/P:3KVAC I/P-FG:2KVAC O/P-FG:0.5KVAC O/P-DC OK:0.5KVAC	
Protection	Short Circuit / Over Load / Over Voltage / Over Temperature	
Connection	I/P :3 poles terminal Block O/P: 6 poles terminal Block	

YSDH480 Series

DIN RAIL POWER SUPPLIES



Current sharing up to 3840W(7+1)  
Higher peak power  
Built-in active PFC function  
Built-in DC OK relay contact  
DC output voltage adjustable  
100% full load burn-in test  
3 years warranty

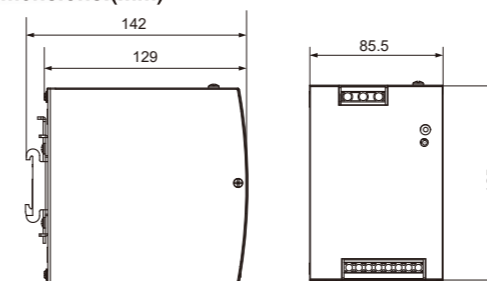
Safety Standard:

UL 61010  
IEC 61010-1  
BS EN/EN 61010-1

EMC Standard:

EN 55032  
EN 61000-3-2,-3  
EN 61000-4-2,3,4,5,6,8,11

Dimensions:(mm)



Electrical Characteristics

Model No.	YSDH480-24	YSDH480-48
DC Voltage	24V	48V
Rated Current	20A	10A
Rated Power(Max)	480W	480W
Peak Power	720W (3sec.)	
Ripple & Noise(Max)	100mVp-p	120mVp-p
Input Voltage	90 ~ 264VAC 127 ~ 370VDC	
Inrush Current	40A/115VAC 80A/230VAC	
Efficiency	94%	
Working Temperature	-25 ~ +70 C (Refer to "Derating Curve")	
Withstand Voltage	I/P-O/P:3KVAC I/P-FG:2KVAC O/P-FG:0.5KVAC O/P-DC OK:0.5KVAC	
Protection	Short Circuit / Over Load / Over Voltage / Over Temperature	
Connection	I/P :3 poles terminal Block O/P: 8 poles terminal Block	

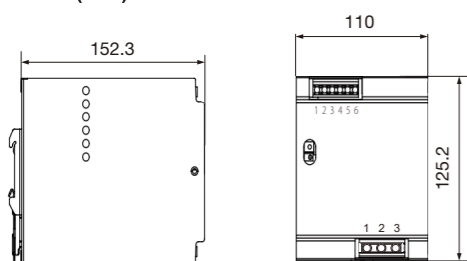
YSDH960 Series

DIN RAIL POWER SUPPLIES



Current sharing up to 3840W  
Higher peak power  
Built-in active PFC function  
Built-in DC OK relay contact  
DC output voltage adjustable  
100% full load burn-in test  
3 years warranty

Dimensions:(mm)



Safety Standard:

UL 61010  
IEC 61010-1  
BS EN/EN 61010-1

EMC Standard:

EN 55032  
EN 61000-3-2,-3  
EN 61000-4-2,3,4,5,6,8,11



Electrical Characteristics

Model No.	YSDH960-24	YSDH960-48
DC Voltage	24V	48V
Rated Current	40A	20A
Rated Power(Max)	960W	960W
Peak Power	1248W (3sec.)	
Ripple & Noise(Max)	180mVp-p	250mVp-p
Input Voltage	180-264VAC 254-370VDC	
Inrush Current	50A/230VAC	
Efficiency	94%/230VAC	
Working Temperature	-30 ~ +70 C (Refer to "Derating Curve")	
Withstand Voltage	I/P-O/P:3KVAC I/P-FG:2KVAC O/P-FG:0.5KVAC O/P-DC OK:0.5KVAC	
Protection	Short Circuit / Over Load / Over Voltage / Over Temperature	
Connection	I/P: 3 poles terminal Block O/P: 6 poles terminal Block	

**YSDN SERIES**  
Standard Type



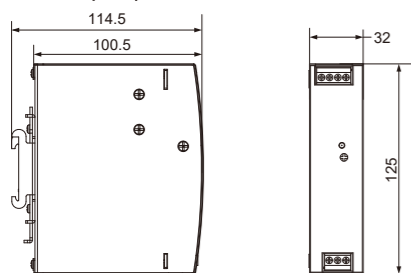
**YSDN75 Series**

**DIN RAIL POWER SUPPLIES**



Universal AC input range  
DC output voltage adjustable  
Installed on DIN rail TS-35/7.5 or 15  
100% full load burn-in test  
3 years warranty

**Dimensions:(mm)**



**Safety Standard:**

UL 61010  
IEC 62368-1  
BS EN/EN 62368-1

**EMC Standard:**

EN 55032  
EN 61000-3-2,-3  
EN 61000-4-2,3,4,5,6,8,11



**Electrical Characteristics**

Model No.	YSDN75-12	YSDN75-24	YSDN75-48
DC Voltage	12V	24V	48V
Rated Current	6.3A	3.2A	1.6A
Rated Power(Max)	75.6W	76.8W	76.8W
Ripple & Noise(Max)	80mVp-p	120mVp-p	150mVp-p
Input Voltage	90 ~ 264VAC 127 ~ 370VDC		
Inrush Current	20A/115VAC 35A/230VAC		
Efficiency	85.5%	87.5%	88.5%
Working Temperature	-20 ~ +70 C (Refer to "Derating Curve")		
Withstand Voltage	I/P-O/P:3KVAC I/P-FG:2KVAC O/P-FG:0.5KVAC		
Protection	Short Circuit/Over Load/Over Voltage/Over Temperature		
Connection	I/P: 3 poles terminal Block, O/P: 4 poles terminal Block		

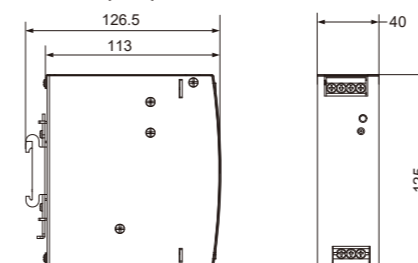
**YSDN150 Series**

**DIN RAIL POWER SUPPLIES**



Universal AC input range  
DC output voltage adjustable  
Installed on DIN rail TS-35/7.5 or 15  
100% full load burn-in test  
3 years warranty

**Dimensions:(mm)**



**Safety Standard:**

UL 508  
IEC 62368-1  
BS EN/EN 62368-1

**EMC Standard:**

EN 55032  
EN 61000-3-2,-3  
EN 61000-4-2,3,4,5,6,8,11



**Electrical Characteristics**

Model No.	YSDN150-12010000	YSDN150-24005000	YSDN150-48002500	YSDN150-24006250	
DC Voltage	12V	24V	48V	24V	24V
Rated Current	10A	5A	2.5A	6.25A/230	5A
Rated Power(Max)	120W	120W	120W	150W/230V AC	120W/115V AC
Ripple & Noise(Max)	100mVp-p	120mVp-p	150mVp-p	150mVp-p	120mVp-p
Input Voltage	90 ~ 264VAC 127 ~ 370VDC				
Inrush Current	20A/115VAC 35A/230VAC				
Efficiency	85.5%	88%	89%	87%	87%
Working Temperature	-20 ~ +70 C (Refer to "Derating Curve")				
Withstand Voltage	I/P-O/P:3KVAC I/P-FG:2KVAC O/P-FG:0.5KVAC				
Protection	Short Circuit/Over Load/Over Voltage/Over Temperature				
Connection	I/P: 3 poles terminal Block, O/P: 4 poles terminal Block				

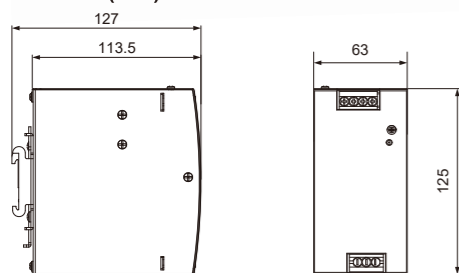
YSDN240 Series

DIN RAIL POWER SUPPLIES



Universal AC input range  
Build-in active PFC function  
DC output voltage adjustable  
Installed on DIN rail TS-35/7.5 or 15  
100% full load burn-in test  
3 years warranty

Dimensions:(mm)



Safety Standard:

UL 508  
IEC 62368-1  
BS EN/EN 62368-1

EMC Standard:

EN 55032  
EN 61000-3-2,-3  
EN 61000-4-2,3,4,5,6,8,11



Electrical Characteristics

Model No.	YSDN240-24010000	YSDN240-48005000
DC Voltage	24V	48V
Rated Current	10A	5A
Rated Power(Max)	240W	240W
Ripple & Noise(Max)	150mVp-p	150mVp-p
Input Voltage	90 ~ 264VAC 127 ~ 370VDC	
Inrush Current	20A/115VAC 35A/230VAC	
Efficiency	87%	88%
Working Temperature	-20 ~ +70 C (Refer to "Derating Curve")	
Withstand Voltage	I/P-O/P:3KVAC I/P-FG:2KVAC O/P-FG:0.5KVAC	
Protection	Short Circuit/Over Load/Over Voltage/Over Temperature	
Connection	I/P: 3 poles terminal Block, O/P: 4 poles terminal Block	

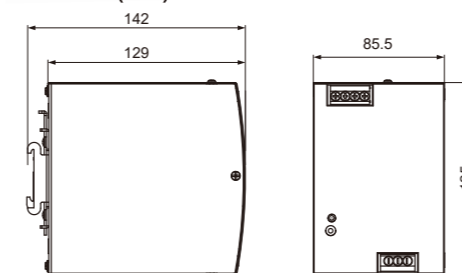
YSDN480 Series

DIN RAIL POWER SUPPLIES



Universal AC input range  
Build-in active PFC function  
DC output voltage adjustable  
Installed on DIN rail TS-35/7.5 or 15  
100% full load burn-in test  
3 years warranty

Dimensions:(mm)



Safety Standard:

UL 508  
IEC 62368-1  
BS EN/EN 62368-1

EMC Standard:

EN 55032  
EN 61000-3-2,-3  
EN 61000-4-2,3,4,5,6,8,11



Electrical Characteristics

Model No.	YSDN480-24020000	YSDN480-48010000
DC Voltage	24V	48V
Rated Current	20A	10A
Rated Power(Max)	480W	480W
Ripple & Noise(Max)	150mVp-p	150mVp-p
Input Voltage	90 ~ 264VAC 127 ~ 370VDC	
Inrush Current	20A/115VAC 35A/230VAC	
Efficiency	92%	92%
Working Temperature	-20 ~ +70 C (Refer to "Derating Curve")	
Withstand Voltage	I/P-O/P:3KVAC I/P-FG:2KVAC O/P-FG:0.5KVAC	
Protection	Short Circuit/Over Load/Over Voltage/Over Temperature	
Connection	I/P: 3 poles terminal Block, O/P: 4 poles terminal Block	

**YSD20L 10W Series**

**DIN RAIL POWER SUPPLIES**



Universal AC input range  
Class 2/ Pass LPS  
Built-in DC OK Relay contact  
DC output voltage adjustable  
Installed on DIN rail TS-35/7.5 or 15  
100% full load burn-in test  
3 years warranty

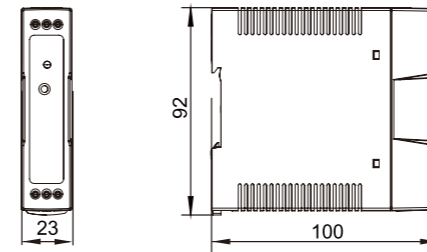
**YSD-L SERIES**  
Slim-line Type



**Safety Standard:**  
UL 508/UL 1310  
IEC 62368-1  
BS EN/EN 62368-1

**EMC Standard:**  
EN 55032  
EN 61000-3-2,-3  
EN 61000-4-2,3,4,5,6,8,11

**Dimensions:(mm)**



**Electrical Characteristics**

Model No.	YSD20L-0502000	YSD20L-1200840	YSD20L-1500670	YSD20L-2400420
DC Voltage	5V	12V	15V	24V
Rated Current	2A	0.84A	0.67A	0.42A
Rated Power(Max)	10W	10W	10W	10W
Ripple & Noise(Max)	80mVp-p	120mVp-p	120mVp-p	150mVp-p
Input Voltage	90 ~ 264VAC 127 ~ 370VDC			
Inrush Current	35A/115VAC 70A/230VAC			
Efficiency	77%	81%	81%	84%
Working Temperature	-20 ~ +70 C (Refer to "Derating Curve")			
Withstand Voltage	I/P-O/P:3KVAC I/P-FG:2KVAC O/P-FG:0.5KVAC			
Protection	Short Circuit/Over Load/Over Voltage			
Connection	I/P: 3 poles terminal Block, O/P: 3 poles terminal Block			

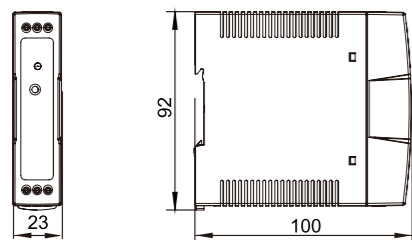
YSD20L 20W Series

DIN RAIL POWER SUPPLIES



Universal AC input range  
Class 2/ Pass LPS  
Built-in DC OK active signal  
DC output voltage adjustable  
Installed on DIN rail TS-35/7.5 or 15  
100% full load burn-in test  
3 years warranty

Dimensions:(mm)



Safety Standard:

UL 508/UL 1310  
IEC 62368-1  
BS EN/EN 62368-1

EMC Standard:

EN 55032  
EN 61000-3-2,-3  
EN 61000-4-2,3,4,5,6,8,11



Electrical Characteristics

Model No.	YSD20L-0503000	YSD20L-1201670	YSD20L-1501340	YSD20L-2401000
DC Voltage	5V	12V	15V	24V
Rated Current	3A	1.67A	1.34A	1A
Rated Power(Max)	15W	20W	20W	24W
Ripple & Noise(Max)	80mVp-p	120mVp-p	120mVp-p	150mVp-p
Input Voltage	90 ~ 264VAC 127 ~ 370VDC			
Inrush Current	20A/115VAC 40A/230VAC			
Efficiency	76%	80%	81%	84%
Working Temperature	-20 ~ +70 C (Refer to "Derating Curve")			
Withstand Voltage	I/P-O/P:3KVAC I/P-FG:2KVAC O/P-FG:0.5KVAC			
Protection	Short Circuit/Over Load/Over Voltage			
Connection	I/P: 3 poles terminal Block, O/P: 3 poles terminal Block			

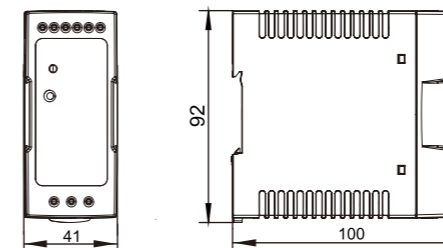
YSD60L 40W Series

DIN RAIL POWER SUPPLIES



Universal AC input range  
Class 2/ Pass LPS  
Built-in DC OK Relay contact  
DC output voltage adjustable  
Installed on DIN rail TS-35/7.5 or 15  
100% full load burn-in test  
3 years warranty

Dimensions:(mm)



Safety Standard:

UL 508/UL 1310  
IEC 62368-1  
BS EN/EN 62368-1

EMC Standard:

EN 55032  
EN 61000-3-2,-3  
EN 61000-4-2,3,4,5,6,8,11



Electrical Characteristics

Model No.	YSD60L-05006000	YSD60L-12003330	YSD60L-24001700	YSD60L-48000830
DC Voltage	5V	12V	24V	48V
Rated Current	6A	3.33A	1.7A	0.83A
Rated Power(Max)	30W	40W	40.8W	39.8W
Ripple & Noise(Max)	80mVp-p	120mVp-p	150mVp-p	200mVp-p
Input Voltage	90 ~ 264VAC 127 ~ 370VDC			
Inrush Current	30A/115VAC 60A/230VAC			
Efficiency	78%	86%	88%	88%
Working Temperature	-20 ~ +70 C (Refer to "Derating Curve")			
Withstand Voltage	I/P-O/P:3KVAC I/P-FG:2KVAC O/P-FG:0.5KVAC			
Protection	Short Circuit/Over Load/Over Voltage			
Connection	I/P :3 poles terminal Block O/P: 6 poles terminal Block			

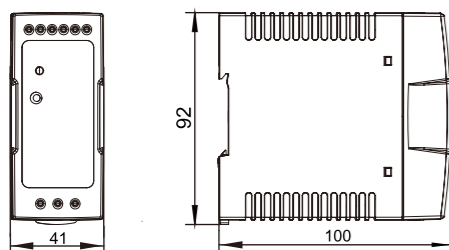
YSD60L 60W Series

DIN RAIL POWER SUPPLIES



Universal AC input range  
Class 2/ Pass LPS  
Built-in DC OK Relay contact  
DC output voltage adjustable  
Installed on DIN rail TS-35/7.5 or 15  
100% full load burn-in test  
3 years warranty

Dimensions:(mm)



Safety Standard:

UL 508/UL 1310  
IEC 62368-1  
BS EN/EN 62368-1

EMC Standard:

EN 55032  
EN 61000-3-2,-3  
EN 61000-4-2,3,4,5,6,8,11



Electrical Characteristics

Model No.	YSD60L-05010000	YSD60L-12005000	YSD60L-24002500	YSD60L-48001250
DC Voltage	5V	12V	24V	48V
Rated Current	10A	5A	2.5A	1.25A
Rated Power(Max)	50W	60W	60W	60W
Ripple & Noise(Max)	80mVp-p	120mVp-p	150mVp-p	200mVp-p
Input Voltage	90 ~ 264VAC 127 ~ 370VDC			
Inrush Current	30A/115VAC 60A/230VAC			
Efficiency	78%	86%	89%	89%
Working Temperature	-20 ~ +70 C (Refer to "Derating Curve")			
Withstand Voltage	I/P-O/P:3KVAC I/P-FG:2KVAC O/P-FG:0.5KVAC			
Protection	Short Circuit/Over Load/Over Voltage			
Connection	I/P :3 poles terminal Block O/P: 6 poles terminal Block			

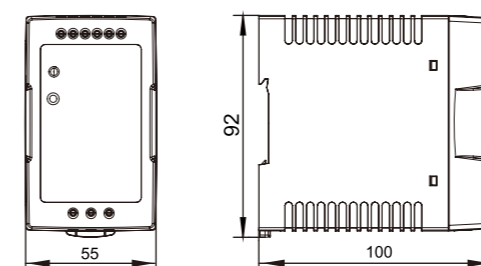
YSD100L Series

DIN RAIL POWER SUPPLIES



Universal AC input range  
Class 2/ Pass LPS  
Built-in DC OK Relay contact  
DC output voltage adjustable  
Installed on DIN rail TS-35/7.5 or 15  
100% full load burn-in test  
3 years warranty

Dimensions:(mm)



Safety Standard:

UL 508/UL 1310  
IEC 62368-1  
BS EN/EN 62368-1

EMC Standard:

EN 55032  
EN 61000-3-2,-3  
EN 61000-4-2,3,4,5,6,8,11



Electrical Characteristics

Model No.	YSD100L-1207500	YSD100L-2404000	YSD100L-4802000
DC Voltage	12V	24V	48V
Rated Current	7.5A	4A	2A
Rated Power(Max)	90W	96W	96W
Ripple & Noise(Max)	120mVp-p	150mVp-p	200mVp-p
Input Voltage	90 ~ 264VAC 127 ~ 370VDC		
Inrush Current	30A/115VAC 60A/230VAC		
Efficiency	83%	86%	87%
Working Temperature	-10 ~ +60 C (Refer to "Derating Curve")		
Withstand Voltage	I/P-O/P:3KVAC I/P-FG:2KVAC O/P-FG:0.5KVAC		
Protection	Short Circuit/Over Load/Over Voltage		
Connection	I/P :3 poles terminal Block O/P: 6 poles terminal Block		



**YSD-S SERIES**  
Step-shape Type

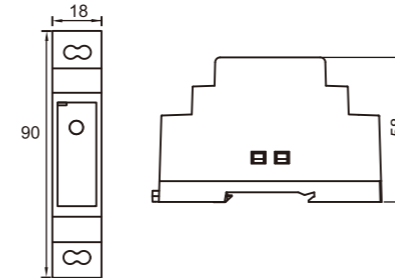


**YSD15S Series**



Universal AC input range  
Class II isolation  
Class 2/ Pass LPS  
Over voltage category III  
DC output voltage adjustable  
Installed on DIN rail TS-35/7.5 or 15  
100% full load burn-in test  
3 years warranty

**Dimensions:(mm)**



**Safety Standard:**  
UL 62368-1  
IEC 62368-1  
BS EN/EN 62368-1

**EMC Standard:**  
EN 55032  
EN 61000-3-2,-3  
EN 61000-4-2,3,4,5,6,8,11



**Electrical Characteristics**

Model No.	YSD15S-0502400	YSD15S-1201250	YSD15S-1501000	YSD15S-2400630	YSD15S-4800310
DC Voltage	5V	12V	15V	24V	48V
Rated Current	2.4A	1.25A	1A	0.63A	0.31A
Rated Power(Max)	12W	15W	15W	15W	15W
Ripple & Noise(Max)	80mVp-p	120mVp-p	120mVp-p	150mVp-p	240mVp-p
Input Voltage	90 ~ 264VAC 127 ~ 370VDC				
Inrush Current	25A/115VAC 45A/230VAC				
Efficiency	80%	85%	85.5%	86%	87%
Working Temperature	-30 ~ +70 C (Refer to "Derating Curve")				
Withstand Voltage	I/P-O/P:4KVAC				
Protection	Short Circuit/Over Load/Over Voltage				
Connection	I/P: 2 poles terminal Block, O/P: 2 poles terminal Block				

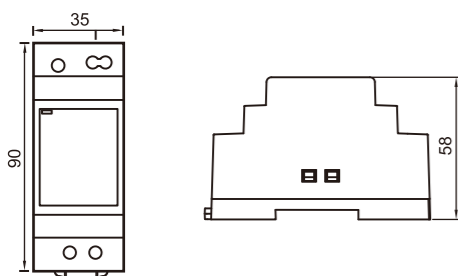
YSD30S Series

DIN RAIL POWER SUPPLIES



Universal AC input range  
Class II isolation  
Class 2/ Pass LPS  
Over voltage category III  
DC output voltage adjustable  
Installed on DIN rail TS-35/7.5 or 15  
100% full load burn-in test  
3 years warranty

Dimensions:(mm)



Safety Standard:

UL 62368-1  
IEC 62368-1  
BS EN/EN 62368-1

EMC Standard:

EN 55032  
EN 61000-3-2,-3  
EN 61000-4-2,3,4,5,6,8,11



Electrical Characteristics

Model No.	YSD30S-0503000	YSD30S-1202000	YSD30S-1502000	YSD30S-2401500	YSD30S-4800630
DC Voltage	5V	12V	15V	24V	48V
Rated Current	3A	2A	2A	1.5A	0.63A
Rated Power(Max)	15W	24W	30W	36W	30W
Ripple & Noise(Max)	80mVp-p	120mVp-p	120mVp-p	150mVp-p	240mVp-p
Input Voltage	90 ~ 264VAC 127 ~ 370VDC				
Inrush Current	25A/115VAC 45A/230VAC				
Efficiency	82%	88%	89%	89%	90%
Working Temperature	-30 ~ +70 C (Refer to "Derating Curve")				
Withstand Voltage	I/P-O/P:3KVAC				
Protection	Short Circuit/Over Load/Over Voltage				
Connection	I/P: 2 poles terminal Block, O/P: 2 poles terminal Block				

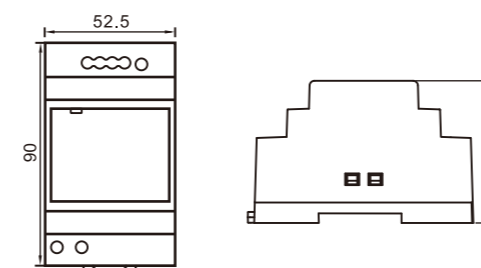
YSD60S Series

DIN RAIL POWER SUPPLIES



Universal AC input range  
Class II isolation  
Class 2/ Pass LPS  
Over voltage category III  
DC output voltage adjustable  
Installed on DIN rail TS-35/7.5 or 15  
100% full load burn-in test  
3 years warranty

Dimensions:(mm)



Safety Standard:

UL 62368-1  
IEC 62368-1  
BS EN/EN 62368-1

EMC Standard:

EN 55032  
EN 61000-3-2,-3  
EN 61000-4-2,3,4,5,6,8,11



Electrical Characteristics

Model No.	YSD60S-0504500	YSD60S-1204500	YSD60S-1504000	YSD60S-2402500	YSD60S-4801250
DC Voltage	5V	12V	15V	24V	48V
Rated Current	4.5A	4.5A	4A	2.5A	1.25A
Rated Power(Max)	22.5W	54W	60W	60W	60W
Ripple & Noise(Max)	80mVp-p	120mVp-p	120mVp-p	150mVp-p	240mVp-p
Input Voltage	90 ~ 264VAC 127 ~ 370VDC				
Inrush Current	30A/115VAC 60A/230VAC				
Efficiency	85%	88%	89%	90%	91%
Working Temperature	-30 ~ +70 C (Refer to "Derating Curve")				
Withstand Voltage	I/P-O/P:3KVAC				
Protection	Short Circuit/Over Load/Over Voltage				
Connection	I/P: 2 poles terminal Block, O/P: 4 poles terminal Block				

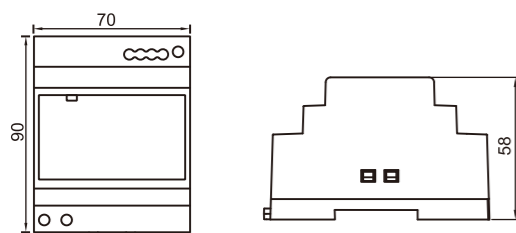
YSD100S Series

DIN RAIL POWER SUPPLIES



Universal AC input range  
Class II isolation  
Over voltage category III  
DC output voltage adjustable  
Installed on DIN rail TS-35/7.5 or 15  
100% full load burn-in test  
3 years warranty

Dimensions:(mm)



Safety Standard:

UL 62368-1  
IEC 62368-1  
BS EN/EN 62368-1

EMC Standard:

EN 55032  
EN 61000-3-2,-3  
EN 61000-4-2,3,4,5,6,8,11



Electrical Characteristics

Model No.	YSD100S-1207100	YSD100S-1506130	YSD100S-1506500	YSD100S-2403830	YSD100S-2404170	YSD100S-4801920	YSD100S-4802080
DC Voltage	12V	15V	15V	24V	24V	48V	48V
Rated Current	7.1A	6.13A	6.5A	3.83A	4.17A	1.92A	2.08A
Rated Power(Max)	85.2W	92W	97.5W	92W	100W	92.2W	100W
Ripple & Noise(Max)	120mVp-p	120mVp-p	120mVp-p	120mVp-p	150mVp-p	240mVp-p	240mVp-p
Input Voltage	90 ~ 264VAC 127 ~ 370VDC						
Inrush Current	35A/115VAC 70A/230VAC						
Efficiency	88%	89%	89%	90%	90%	90%	90%
Working Temperature	-30 ~ +70 C (Refer to "Derating Curve")						
Withstand Voltage	I/P-O/P:4KVAC						
Protection	Short Circuit/Over Load/Over Voltage						
Connection	I/P: 2 poles terminal Block, O/P: 4 poles terminal Block						

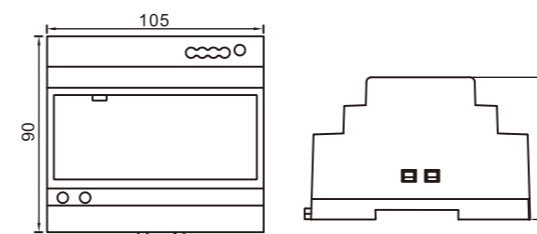
YSD150S Series

DIN RAIL POWER SUPPLIES



Universal AC input range  
Class II isolation  
Over voltage category III  
DC output voltage adjustable  
Installed on DIN rail TS-35/7.5 or 15  
100% full load burn-in test  
3 years warranty

Dimensions:(mm)



Safety Standard:

UL 62368-1  
IEC 62368-1  
BS EN/EN 62368-1

EMC Standard:

EN 55032  
EN 61000-3-2,-3  
EN 61000-4-2,3,4,5,6,8,11



Electrical Characteristics

Model No.	YSD150S-12		YSD150S-15		YSD150S-24		YSD150S-48	
DC Voltage	12V	12V	15V	15V	24V	24V	48V	48V
Rated Current	11.3A	10.2A	9.5A	8.55	6.25A	5.31A	3.2A	2.72A
Rated Power(Max)	135.6W/230V AC		122.4W/115V AC		142.5W/230V AC		128.3W/115V AC	
	150W/230V AC		127.4W/115V AC		153.6W/230V AC		130.6W/115V AC	
Ripple & Noise(Max)	100mVp-p		120mVp-p		150mVp-p		200mVp-p	
Input Voltage	90 ~ 264VAC 127 ~ 370VDC							
Inrush Current	35A/115VAC 70A/230VAC							
Efficiency	89%		89.5%		90.5%		90.5%	
Working Temperature	-30 ~ +70 C (Refer to "Derating Curve")							
Withstand Voltage	I/P-O/P:4KVAC							
Protection	Short Circuit/Over Load/Over Voltage							
Connection	I/P: 2 poles terminal Block, O/P: 4 poles terminal Block							

**YDC40 Series**

**UPS DIN RAIL POWER SUPPLY**

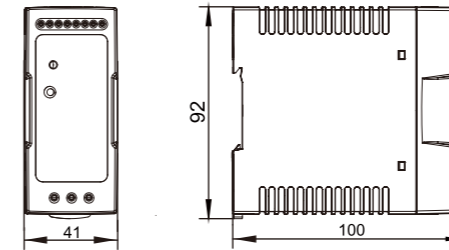


Universal AC input / Full range  
 Protections: Short circuit /Overload /Over voltage  
 Battery low protection/Battery reverse polarity protection by fuse  
 Can be installed on DIN rail TS-35/7.5 or 15  
 Alarm signal for AC OK and Battery low  
 100% full load burn-in test  
 3 years warranty

**YDC SERIES**  
Security & UPS



**Dimensions:(mm)**



**Safety Standard:**  
 UL 62368-1  
 IEC 62368-1  
 BS EN/EN 62368-1

**EMC Standard:**  
 EN 55032  
 EN 61000-3-2,-3  
 EN 61000-4-2,3,4,5,6,8,11



**Electrical Characteristics**

Model No.	YDC40-13.8		YDC40-27.6	
Output Number	CH1	CH2	CH1	CH2
DC Voltage	13.8V	13.8V	27.6V	27.6V
Rated Current	1.9A	1A ( Battery charger )	0.95A	0.5A ( Battery charger )
Rated Power(Max)	40.02W		40.02W	
Ripple & Noise(Max)	120mVp-p		200mVp-p	
Input Voltage	90 ~ 264VAC 127 ~ 370VDC			
Inrush Current	30A / 115VAC 60A / 230VAC			
Efficiency	86%		87%	
Working Temperature	-30 ~ +70 C (Refer to "Derating Curve")			
Withstand Voltage	I/P-O/P:3KVAC I/P-FG:2KVAC O/P-FG:0.5KVAC			
Protection	Over Load / Over Voltage / Battery Cut off			
Connection	I/P: 3 poles terminal Block		O/P: 8 poles terminal Block	

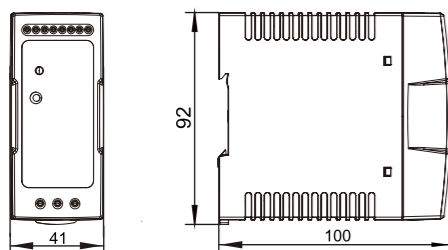
YDC60 Series

UPS DIN RAIL POWER SUPPLY



Universal AC input / Full range  
 Protections: Short circuit /Overload /Over voltage  
 Battery low protection/Battery reverse polarity protection by fuse  
 Can be installed on DIN rail TS-35/7.5 or 15  
 Alarm signal for AC OK and Battery low  
 100% full load burn-in test  
 3 years warranty

Dimensions:(mm)



Safety Standard:

UL 62368-1  
 IEC 62368-1  
 BS EN/EN 62368-1

EMC Standard:

EN 55032  
 EN 61000-3-2,-3  
 EN 61000-4-2,3,4,5,6,8,11



Electrical Characteristics

Model No.	YDC60-13.8		YDC60-27.6	
Output Number	CH1	CH2	CH1	CH2
DC Voltage	13.8V	13.8V	27.6V	27.6V
Rated Current	2.8A	1.5A ( Battery charger )	1.4A	0.75A ( Battery charger )
Rated Power(Max)	59.3W		59.3W	
Ripple & Noise(Max)	120mVp-p		200mVp-p	
Input Voltage	90 ~ 264VAC 127 ~ 370VDC			
Inrush Current	30A / 115VAC 60A / 230VAC			
Efficiency	86%		88%	
Working Temperature	-30 ~ +70 C (Refer to "Derating Curve")			
Withstand Voltage	I/P-O/P:3KVAC I/P-FG:2KVAC O/P-FG:0.5KVAC			
Protection	Over Load / Over Voltage / Battery Cut off			
Connection	I/P: 3 poles terminal Block		O/P: 8 poles terminal Block	

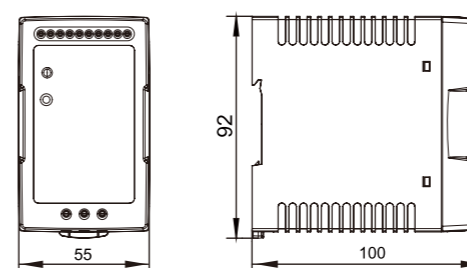
YDC100 Series

UPS DIN RAIL POWER SUPPLY



Universal AC input / Full range  
 Protections: Short circuit /Overload /Over voltage  
 Battery low protection/Battery reverse polarity protection by fuse  
 Can be installed on DIN rail TS-35/7.5 or 15  
 Alarm signal for AC OK and Battery low  
 100% full load burn-in test  
 3 years warranty

Dimensions:(mm)



Safety Standard:

UL 62368-1  
 IEC 62368-1  
 BS EN/EN 62368-1

EMC Standard:

EN 55032  
 EN 61000-3-2,-3  
 EN 61000-4-2,3,4,5,6,8,11



Electrical Characteristics

Model No.	YDC100-13.8		YDC100-27.6	
Output Number	CH1	CH2	CH1	CH2
DC Voltage	13.8V	13.8V	27.6V	27.6V
Rated Current	4.5A	2.5A ( Battery charger )	2.25A	1.25A ( Battery charger )
Rated Power(Max)	96W		96W	
Ripple & Noise(Max)	120mVp-p		240mVp-p	
Input Voltage	90 ~ 264VAC 127 ~ 370VDC			
Inrush Current	30A / 115VAC 60A / 230VAC			
Efficiency	87%		89%	
Working Temperature	-30 ~ +70 C (Refer to "Derating Curve")			
Withstand Voltage	I/P-O/P:3KVAC I/P-FG:2KVAC O/P-FG:0.5KVAC			
Protection	Over Load / Over Voltage / Battery Cut off			
Connection	I/P: 3 poles terminal Block		O/P: 10 poles terminal Block	

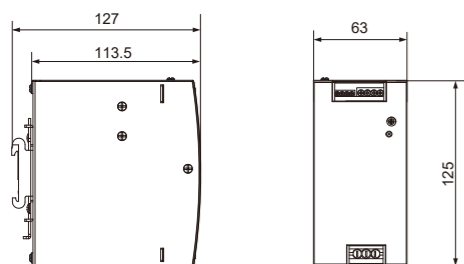
YDC180 Series

UPS DIN RAIL POWER SUPPLY



Universal AC input / Full range  
 Protections: Short circuit /Overload /Over voltage  
 Battery low protection/Battery reverse polarity protection by fuse  
 Can be installed on DIN rail TS-35/7.5 or 15  
 Alarm signal for AC OK and Battery low  
 100% full load burn-in test  
 3 years warranty

Dimensions:(mm)



Safety Standard:

UL 62368-1  
 IEC 62368-1  
 BS EN/EN 62368-1

EMC Standard:

EN 55032  
 EN 61000-3-2,-3  
 EN 61000-4-2,3,4,5,6,8,11



Electrical Characteristics

Model No.	YDC180-13.8		YDC180-27.6	
Output Number	CH1	CH2	CH1	CH2
DC Voltage	13.8V	13.8V	27.6V	27.6V
Rated Current	9A	4A ( Battery charger )	4.5A	2A ( Battery charger )
Rated Power(Max)	179.4W		179.4W	
Ripple & Noise(Max)	150mVp-p		240mVp-p	
Input Voltage	90 ~ 264VAC 127 ~ 370VDC			
Inrush Current	30A / 115VAC 60A / 230VAC			
Efficiency	88%		90%	
Working Temperature	-30 ~ +70 C (Refer to "Derating Curve")			
Withstand Voltage	I/P-O/P:3KVAC I/P-FG:2KVAC O/P-FG:0.5KVAC			
Protection	Over Load / Over Voltage / Over Temperature / Battery Cut off			
Connection	I/P: 3 poles terminal Block		O/P: 8 poles terminal Block	

YDD SERIES  
DC-DC



YDD120W Series

DIN RAIL POWER SUPPLIES



**NEW**

150% peak load capability  
 Protections: Short circuit/ Over load/ Over voltage/  
 Input reverse polarity/ Input under voltage protection  
 DC output voltage adjustable  
 Installed on DIN rail TS-35/7.5 or 15  
 Three Years Warranty

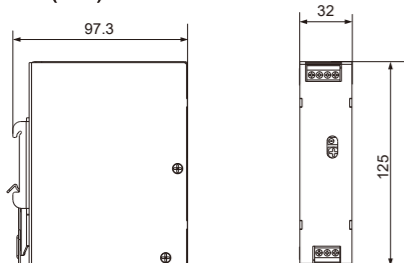
**Safety Standard:**

IEC62368-1  
 UL62368-1

**EMC Standard:**

BS EN/EN61000-4-2,3,4,5,6,7,8  
 BS EN/EN61000-4-2,3,4,5,6,7,8

**Dimensions:(mm)**



**Electrical Characteristics**

Model No.	YDD120-12A	YDD120-12B	YDD120-12C	YDD120-24A	YDD120-24B	YDD120-24C	YDD120-48A	YDD120-48B	YDD120-48C
DC Input Range	9-18V	16.8-33.6V	33.6-67.2V	9-18V	16.8-33.6V	33.6-67.2V	9-18V	16.8-33.6V	33.6-67.2V
DC Output Range	12V	12V	12V	24V	24V	24V	48V	48V	48V
DC Output Adj. Range	9-14V	9-14V	9-14V	24-28V	24-28V	24-28V	48-56V	48-56V	48-56V
Output Current	8.3A	10A	10A	4.2A	5A	5A	2.1A	2.5A	2.5A
Rated Power(Max)	99.6W	120W	120W	100.8W	120W	120W	100.8W	120W	120W
Ripple & Noise(Max)	50mVp-p	50mVp-p	50mVp-p	50mVp-p	50mVp-p	50mVp-p	50mVp-p	50mVp-p	50mVp-p
Inrush Current	5A	5A	5A	5A	5A	5A	5A	5A	5A
Efficiency	88.5%	89%	89.5%	88.5%	89.5%	91%	88.5%	91%	92%
Working Temperature	-40 °C to +70 °C (Refer to "Derating Curve")								
Withstand voltage	I/P-O/P:4KVDC I/P-FG:2.5KVDC O/P-FG:2.5KVDC								
Protection	Short circuit/ Overload/ Over Voltage/ Input reverse polarity/ Input under voltage protection								
Connection	I/P:3 poles terminal Block			O/P:4 poles terminal Block					

SUPPLEMENTARY MODULES  
 Redundancy/Buffer/UPS



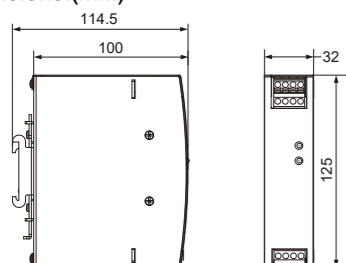
YSDR20 Series

DIN RAIL POWER SUPPLIES



Support 1+1 and N+1 redundancy system  
Suitable for redundancy operation of 12V/24V/48V systems  
2 channels input and 1 output  
Built-in 2 channels DC OK signal and alarm relay contact  
Installed on DIN Rail TS35/7.5 or 15  
3 years warranty

Dimensions:(mm)



Safety Standard:

IEC 62368-1  
BS EN/EN 62368-1

EMC Standard:

EN 55032  
EN 61000-4-2,3,4,5,6,8,11  
FCC PART15 SUBPART B



Electrical Characteristics

Model No.	YSDR20-12	YSDR20-24	YSDR20-48	
Output	Rated Current	0~20A, Continuous		
	Peak Current	30A, 5Sec.		
Input	DC Normal Voltage	12Vdc	24Vdc	48Vdc
	DC Voltage Range	9~14Vdc	19~29Vdc	36~60Vdc
	Rated Current	0~20A per input Continuous		
	Peak Current	0~30A per input 5Sec.		
	Efficiency	95%		
Function	Both Inputs Voltage Alarm	<8.5V or >14.7V (±5%)	<18V or >31V (±5%)	<34.2V or >63V (±5%)
	Relay Contact	30Vdc/1A resistive load		
	Led Status Display	Green LED OK		
Working Temperature	-40 ~ +80 C (Refer to "Derating Curve")			
Withstand Voltage	IP/OP - Chassis : 0.5KVac IP/OP- Relay : 0.5KVac Relay - Chassis : 0.5KVac			
Protection	Short Circuit/Over Load			
Connection	I/P: 4 poles terminal Block, O/P + FG: 4 poles terminal Block; 4 poles (Alarm1 and Alarm2 dry relay contact)			

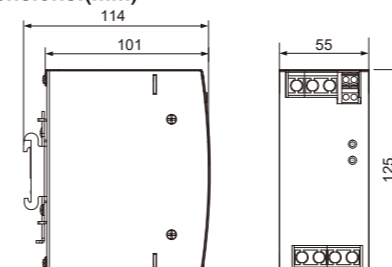
YSDR40 Series

DIN RAIL POWER SUPPLIES



Support 1+1 and N+1 redundancy system  
Suitable for redundancy operation of 12V/24V/48V systems  
2 channels input and 1 output  
Built-in 2 channels DC OK signal and alarm relay contact  
Installed on DIN Rail TS35/7.5 or 15  
3 years warranty

Dimensions:(mm)



Safety Standard:

IEC 62368-1  
BS EN/EN 62368-1

EMC Standard:

EN 55032  
EN 61000-4-2,3,4,5,6,8,11  
FCC PART15 SUBPART B



Electrical Characteristics

Model No.	YSDR40-12	YSDR40-24	YSDR40-48	
Output	Rated Current	0~40A, Continuous		
	Peak Current	60A, 5Sec.		
Input	DC Normal Voltage	12Vdc	24Vdc	48Vdc
	DC Voltage Range	9~14Vdc	19~29Vdc	36~60Vdc
	Rated Current	0~40A, Continuous		
	Peak Current	0~60A per input 5Sec.		
	Efficiency	95%		
Function	Both Inputs Voltage Alarm	<8.5V or >14.7V (±5%)	<18V or >31V (±5%)	<34.2V or >63V (±5%)
	Relay Contact	30Vdc/1A resistive load		
	Led Status Display	Green LED OK		
Working Temperature	-40 ~ +80 C (Refer to "Derating Curve")			
Withstand Voltage	IP/OP - Chassis : 0.5KVac IP/OP- Relay : 0.5KVac Relay - Chassis : 0.5KVac			
Protection	Short Circuit/Over Load			
Connection	I/P: 4 poles terminal Block, O/P: 2 poles terminal Block, FG 1 pole terminal Block; 2+2 poles (Alarm1 and Alarm2 dry relay contact)			



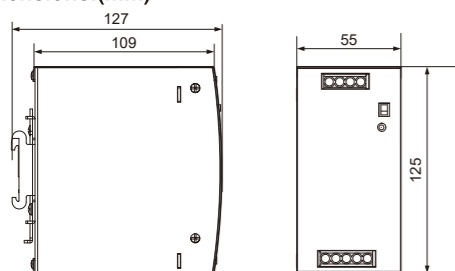
YSDB20-24

DIN RAIL POWER SUPPLIES



Buffering with electrolytic capacitors instead of lead acid batteries  
Suitable for 24V systems  
Type buffering time of 350ms@22Vdc/20A  
Fixed mode at 22Vdc or dynamic mode for Vin-1Vdc  
Buffer mode selectable by switch  
Support parallel connection to extend buffering time

Dimensions:(mm)



Safety Standard:

IEC 62368-1  
BS EN/EN 62368-1

Emc Standard:

EN 55032  
EN 61000-4-2,3,4,5,6,8,11  
FCC PART15 SUBPART B



Electrical Characteristics

Model No.		YSDB20-24		
Buffer Mode	DC Normal Operating Voltage	22Vdc/Vin-1Vdc		
	DC Operating Voltage Range	22-29 Vdc		
	Output Current (Max. )	20A		
	Ripple & Noise(Max)	200mVp-p		
Charging Mode	DC Normal Operating Voltage	24Vdc		
	Charging Voltage	23~30Vdc		
	Charging Current	900mA Max.		
	Current Consumption at Standby	100mA Max.		
	Charging Time	15s Typ. 25s Max.		
Function	Selectable by Switch	Fix 22Vdc(Default)	Buffering starts if terminal voltage falls below 22Vdc	
		Vin-1Vdc	Buffering starts if terminal voltage is decreased by > 1Vdc	
	Control	Inhibit (I)	+Vs - V(I) < 6Vdc: Buffer module ON; +Vs - V(I)>10Vdc: Buffer module OFF	
			35Vdc /4mA Max.	
	Signals	Ready(R)	Charged ready: V(R)>+Vs - 2Vdc; Unready: V(R)<1Vdc	
			35Vdc /10mA Max.	
Buffering (B)		Buffering: V(B)>+Vs - 2Vdc; Other mode: V(B)<1Vdc		
Supply Voltage(+Vs)	10~35Vdc /10mA(Connected to +V or external voltage)			
Working Temperature		-25 ~ +75 C (Refer to "Derating Curve")		
Withstand Voltage		IP/OP-FG:2.2KVdc; Signals-FG:2.2KVdc		
Protection		Short circuit/Overload/Over voltage/Reverse Polarity		
Connection		Parallel:4 poles(+V*2, -V*2), Function:I(Inhibit), R(Ready), B(Buffering), FG		

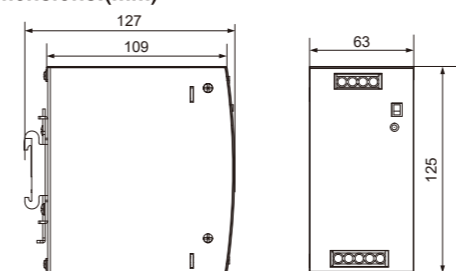
YSDB40-24

DIN RAIL POWER SUPPLIES



Buffering with electrolytic capacitors instead of lead acid batteries  
Suitable for 24V systems  
Type buffering time of 350ms@22Vdc/40A  
Fixed mode at 22Vdc or dynamic mode for Vin-1Vdc  
Buffer mode selectable by switch  
Support parallel connection to extend buffering time

Dimensions:(mm)



Safety Standard:

IEC 62368-1  
BS EN/EN 62368-1

EMC Standard:

EN 55032  
EN 61000-4-2,3,4,5,6,8,11  
FCC PART15 SUBPART B



Electrical Characteristics

Model No.		YSDB40-24		
Buffer Mode	DC Normal Operating Voltage	22Vdc/Vin-1Vdc		
	DC Operating Voltage Range	22-29 Vdc		
	Output Current (Max. )	40A		
	Ripple & Noise(Max)	350mVp-p		
Charging Mode	DC Normal Operating Voltage	24Vdc		
	Charging Voltage	23~30Vdc		
	Charging Current	900mA Max.		
	Current Consumption at Standby	100mA Max.		
	Charging Time	25s Typ. 35s Max.		
Function	Selectable by Switch	Fix 22Vdc(Default)	Buffering starts if terminal voltage falls below 22Vdc	
		Vin-1Vdc	Buffering starts if terminal voltage is decreased by > 1Vdc	
	Control	Inhibit (I)	+Vs - V(I) < 6Vdc: Buffer module ON; +Vs - V(I)>10Vdc: Buffer module OFF	
			35Vdc /4mA Max.	
	Signals	Ready(R)	Charged ready: V(R)>+Vs - 2Vdc; Unready: V(R)<1Vdc	
			35Vdc /10mA Max.	
Buffering (B)		Buffering: V(B)>+Vs - 2Vdc; Other mode: V(B)<1Vdc		
Supply Voltage(+Vs)	10~35Vdc /10mA(Connected to +V or external voltage)			
Working Temperature		-25 ~ +75 C (Refer to "Derating Curve")		
Withstand Voltage		IP/OP-FG:2.2KVdc; Signals-FG:2.2KVdc		
Protection		Short circuit/Overload/Over voltage/Reverse Polarity		
Connection		Parallel:4 poles(+V*2, -V*2), Function:I(Inhibit), R(Ready), B(Buffering), FG		

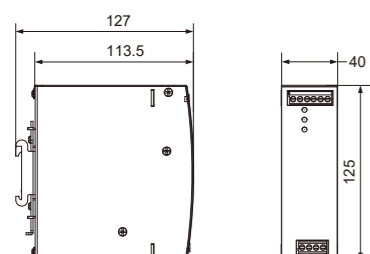
YSDU20-24

DIN RAIL POWER SUPPLIES



Uninterruptible DC-UPS controller  
Parallel connection to DC BUS  
Suitable for 24V systems, up to 20A  
2A Battery charging current  
Allows 4AH~135AH lead-acid various battery capacities  
LED indicator for signal status  
Complete diagnostic and monitoring for DC BUS OK ,battery discharge, battery fail

Dimensions:(mm)



Safety Standard:

IEC 62368-1  
BS EN/EN 62368-1

Emc Standard:

EN 55032  
EN 61000-4-2,3,4,5,6,8,11  
FCC PART15 SUBPART B



Electrical Characteristics

Model No.		YSDU20-24
Output	DC Voltage Range	21-29 Vdc
	Discharge Current Range	0~20A
	Charging Current	2A
Input	Normal Input Voltage	24Vdc
	Input Voltage Range	24~29Vdc
	Rated Current	20A
Battery	Normal Battery Voltage	24Vdc ( 2 x 12Vdc in series or 1 x 24Vdc)
	Battery Type	Lead-acid battery
	External Battery Capacities	4AH ~ 135AH
Function	Relay Contact Ratings( Max)	30VDC/1A resistive load
	DC Bus OK	Relay contact : Short when DC voltage between 21~29V(±2%), relay contacts
		LED(Green) : DC BUS OK : light ; DC BUS fail : dark
	Battery Fail	Short when battery voltage falls below 22V(±2%) or battery failure is observed through the battery test function, relay contacts
		LED(Red) : Battery over-discharge warning or battery broken : light ; Battery OK : dark
Battery Discharge	Relay contact : Short when battery in discharge condition, relay contacts	
	LED(Yellow) : light : Battery discharging ; dark : Battery is not discharging or discharging current < 2.0A	
Working Temperature	-30 ~ +70 C (Refer to "Derating Curve")	
Withstand Voltage	IP/OP - Chassis : 0.5KVac ; IP/OP- Relay : 0.5KVac ; Relay - Chassis : 0.5KVac;	
Protection	Short circuit/Battery reverse polarity/Over discharge current /Battery deep discharge /Over load	
Connection	I/P :4 poles terminal Block      O/P: 6 poles terminal Block	

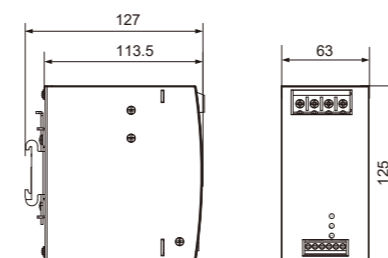
YSDU40-24

DIN RAIL POWER SUPPLIES



Uninterruptible DC-UPS controller  
Parallel connection to DC BUS  
Suitable for 24V systems, up to 40A  
2A Battery charging current  
Allows 4AH~135AH lead-acid various battery capacities  
LED indicator for signal status  
Complete diagnostic and monitoring for DC BUS OK ,battery discharge, battery fail

Dimensions:(mm)



Safety Standard:

IEC 62368-1  
BS EN/EN 62368-1

EMC Standard:

EN 55032  
EN 61000-4-2,3,4,5,6,8,11  
FCC PART15 SUBPART B



Electrical Characteristics

Model No.		YSDU40-24
Output	DC Voltage Range	21-29 Vdc
	Discharge Current Range	0~40A
	Charging Current	2A
Input	Normal Input Voltage	24Vdc
	Input Voltage Range	24~29Vdc
	Rated Current	40A
Battery	Normal Battery Voltage	24Vdc ( 2 x 12Vdc in series or 1 x 24Vdc)
	Battery Type	Lead-acid battery
	External Battery Capacities	4AH ~ 135AH
Function	Relay Contact Ratings( Max)	30VDC/1A resistive load
	DC Bus OK	Relay contact : Short when DC voltage between 21~29V(±2%), relay contacts
		LED(Green) : DC BUS OK : light ; DC BUS fail : dark
	Battery Fail	Short when battery voltage falls below 22V(±2%) or battery failure is observed through the battery test function, relay contacts
		LED(Red) : Battery over-discharge warning or battery broken : light ; Battery OK : dark
Battery Discharge	Relay contact : Short when battery in discharge condition, relay contacts	
	LED(Yellow) : light : Battery discharging ; dark : Battery is not discharging or discharging current < 2.0A	
Working Temperature	-30 ~ +70 C (Refer to "Derating Curve")	
Withstand Voltage	IP/OP - Chassis : 0.5KVac ; IP/OP- Relay : 0.5KVac ; Relay - Chassis : 0.5KVac;	
Protection	Short circuit/Battery reverse polarity/Over discharge current /Battery deep discharge /Over load	
Connection	I/P :4 poles terminal Block      O/P: 6 poles terminal Block	

**YCBD SERIES**  
Electronic Circuit Breakers



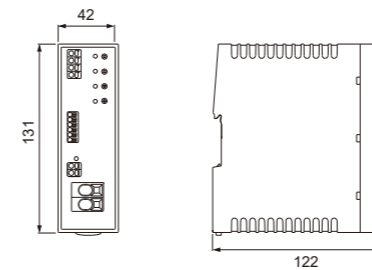
**YCBD-4 Series**

**NEW**



Suitable for 18-30V systems  
Based on RS485 ModBus communication  
Easy to configure, via the nominal current assistant  
Adjustable in increments per channel: from 0.5A to 10A  
Active current limitation  
Easy monitoring of the installation  
Three Year Warranty

**Dimensions:(mm)**



**Safety Standard:**

UL508  
EN61010-1

**EMC Standard:**

EN 61000-6-2,3  
EN 60068-2-1,2,6,7,8



**Electrical Characteristics**

Model No.	YCBD-4
Rated Voltage	24 VDC
Rated Current $I_N$	max. 40A DC (for double supply IN+ with at least 2 x 6 mm <sup>2</sup> )
Rated Current $I_N$	0.5 / 1 / 2 / 3 / 4 / 5 / 6 / 7 / 8 / 10A DC (adjustable per output channel)
Efficiency	> 99 %
Max. Capacitive Load	45000 $\mu$ F
Fail-safe Element	15A DC (per output channel)
Active Current Limitation	typ. 1.5 x $I_N$ (2 - 10 A)
Shutdown Time	0.02 s (> 1.3 x $I_N$ ) / 30 s (1.1 ... 1.3 x $I_N$ )
Working Temperature	-25 °C ... 70 °C (Startup at -40 C type-tested)
Withstand Voltage	I/P-O/P:3KVAC I/P-FG:2KVAC O/P-FG:0.5KVAC
Protection	Over load/ Over voltage/ Short circuit/ Input under voltage protection

YCBD-8 Series

ELECTRONIC CIRCUIT BREAKERS

**NEW**



Suitable for 18-30V systems  
Based on RS485 ModBus communication  
Easy to configure, via the nominal current assistant  
Adjustable in increments per channel: from 0.5A to 10A  
Active current limitation  
Easy monitoring of the installation  
Three Year Warranty

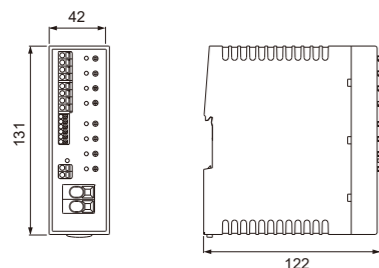
**Safety Standard:**

UL508  
EN61010-1

**EMC Standard:**

EN 61000-6-2,3  
EN 60068-2-1,2,6,7,8

**Dimensions:(mm)**



**Electrical Characteristics**

Model No.	YCBD-8
Rated Voltage	24 VDC
Rated Current $I_N$	max. 80A DC (for double supply IN+ with at least 2 x 6 mm <sup>2</sup> )
Rated Current $I_N$	0.5 / 1 / 2 / 3 / 4 / 5 / 6 / 7 / 8 / 10A DC (adjustable per output channel)
Efficiency	> 99 %
Max. Capacitive Load	45000 $\mu$ F
Fail-safe Element	15A DC (per output channel)
Active Current Limitation	typ. $1.5 \times I_N$ (2 - 10 A)
Shutdown Time	0.02 s ( $> 1.3 \times I_N$ ) / 30 s ( $1.1 \dots 1.3 \times I_N$ )
Working Temperature	-25 °C ... 70 °C (Startup at -40 C type-tested)
Withstand Voltage	I/P-O/P:3KVAC I/P-FG:2KVAC O/P-FG:0.5KVAC
Protection	Over load/ Over voltage/ Short circuit/ Input under voltage protection

**YEF SERIES**  
Fanless & PFC



YEF200 Series

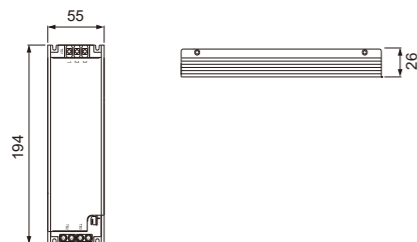
ENCLOSED POWER SUPPLIES

**NEW**



Universal AC input range  
Cooling by free air convection  
Built-in active PFC function.  
Protections: Short circuit / Overload /Over voltage /Over temperature  
DC OK active signal and redundant function(option)  
100% full load burn-in test  
3 years warranty

Dimensions:(mm)



Safety Standard:

UL 62368-1  
IEC 62368-1  
BS EN/EN 62368-1

EMC Standard:

EN 55032  
EN 61000-3-2,-3  
EN 61000-4-2,3,4,5,6,8,11



Electrical Characteristics

Model No.	YEF200-5	YEF200-12	YEF200-15	YEF200-24	YEF200-48
DC Voltage	5V	12V	15V	24V	48V
Rated Current	40A	16.7A	13.4A	8.4A	4.2A
Rated Power(Max)	200W	200.4W	201W	201.6W	201.6W
Ripple & Noise(Max)	200mVp-p	240mVp-p	240mVp-p	240mVp-p	300mVp-p
Input Voltage	90 ~ 264VAC 127 ~ 370VDC				
Inrush Current	80A at 230VAC / 40A at 115VAC				
Efficiency	91%	93%	94%	94%	94%
Working Temperature	-30 ~ +70 C (Refer to "Derating Curve")				
Withstand Voltage	I/P-O/P:3.75KVAC I/P-FG:2KVAC O/P-FG:1.25KVAC				
Protection	Over Load / Over Voltage / Over Temperature				
Connection	I/P: 3 poles terminal Block O/P: 4 poles terminal Block				

YEF350 Series

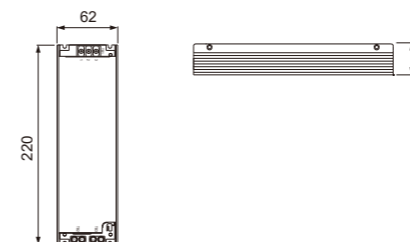
ENCLOSED POWER SUPPLIES

**NEW**



Universal AC input range  
Cooling by free air convection  
Built-in active PFC function.  
Protections: Short circuit / Overload /Over voltage /Over temperature  
DC OK active signal and redundant function(option)  
100% full load burn-in test  
3 years warranty

Dimensions:(mm)



Safety Standard:

UL 62368-1  
IEC 62368-1  
BS EN/EN 62368-1

EMC Standard:

EN 55032  
EN 61000-3-2,-3  
EN 61000-4-2,3,4,5,6,8,11




Electrical Characteristics

Model No.	YEF350-5	YEF350-12	YEF350-15	YEF350-24	YEF350-48
DC Voltage	5V	12V	15V	24V	48V
Rated Current	60A	29.2A	23.4A	14.6A	7.3A
Rated Power(Max)	300W	350.4W	351W	350.4W	350.4W
Ripple & Noise(Max)	200mVp-p	200mVp-p	200mVp-p	240mVp-p	240mVp-p
Input Voltage	90 ~ 264VAC 127 ~ 370VDC				
Inrush Current	60A at 230VAC / 30A at 115VAC				
Efficiency	90%	91%	92%	94%	94%
Working Temperature	-30 ~ +70 C (Refer to "Derating Curve")				
Withstand Voltage	I/P-O/P:3.75KVAC I/P-FG:2KVAC O/P-FG:1.25KVAC				
Protection	Over Load / Over Voltage / Over Temperature				
Connection	I/P: 3 poles terminal Block O/P: 4 poles terminal Block				

YEF500 Series

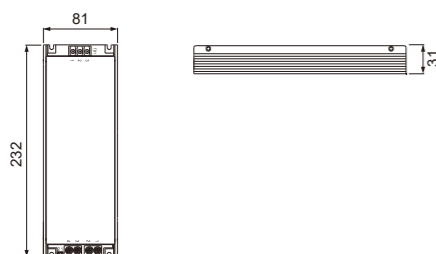
ENCLOSED POWER SUPPLIES

**NEW**



Universal AC input range  
Cooling by free air convection  
Built-in active PFC function.  
Protections: Short circuit / Overload /Over voltage /Over temperature  
DC OK active signal and redundant function(option)  
100% full load burn-in test  
3 years warranty

Dimensions:(mm)



Safety Standard:

UL 62368-1  
IEC 62368-1  
BS EN/EN 62368-1

EMC Standard:

EN 55032  
EN 61000-3-2,-3  
EN 61000-4-2,3,4,5,6,8,11



Electrical Characteristics

Model No.	YEF500-5	YEF500-12	YEF500-15	YEF500-24	YEF500-48
DC Voltage	5V	12V	15V	24V	48V
Rated Current	80A	41.7A	33.4A	20.9A	10.45A
Rated Power(Max)	400W	500.4W	501W	501.6W	501.6W
Ripple & Noise(Max)	200mVp-p	200mVp-p	200mVp-p	240mVp-p	360mVp-p
Input Voltage	90 ~ 264VAC 127 ~ 370VDC				
Inrush Current	60A at 230VAC / 30A at 115VAC				
Efficiency	90%	94%	94%	94.5%	95%
Working Temperature	-30 ~ +70 C (Refer to "Derating Curve")				
Withstand Voltage	I/P-O/P:3.75KVAC I/P-FG:2KVAC O/P-FG:1.25KVAC				
Protection	Over Load / Over Voltage / Over Temperature				
Connection	I/P: 3 poles terminal Block O/P: 4 poles terminal Block				

YEF750 Series

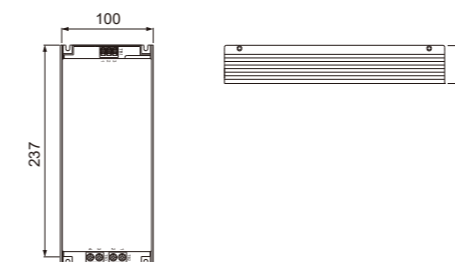
ENCLOSED POWER SUPPLIES

**NEW**



Universal AC input range  
Cooling by free air convection  
Built-in active PFC function.  
Protections: Short circuit / Overload /Over voltage /Over temperature  
DC OK relay contact  
Operating altitude up to 5000 meter  
LED indicator for power on  
3 years warranty

Dimensions:(mm)



Safety Standard:

UL 62368-1  
IEC 62368-1  
BS EN/EN 62368-1

EMC Standard:

EN 55032  
EN 61000-3-2,-3  
EN 61000-4-2,3,4,5,6,8,11



Electrical Characteristics

Model No.	YEF750-12	YEF750-24	YEF750-36	YEF750-48
DC Voltage	12V	24V	36V	48V
Rated Current	60A	31.3A	20.9A	15.7A
Rated Power(Max)	720W	751.2W	752.4W	753.6W
Ripple & Noise(Max)	150mVp-p	200mVp-p	250mVp-p	250mVp-p
Input Voltage	90 ~ 264VAC 127 ~ 370VDC			
Inrush Current	40A at 230VAC / 20A at 115VAC			
Efficiency	93.5%	95%	95%	95%
Working Temperature	-30 ~ +70 C (Refer to "Derating Curve")			
Withstand Voltage	I/P-O/P:3.75KVAC I/P-FG:2KVAC O/P-FG:1.25KVAC			
Protection	Over Load / Over Voltage / Over Temperature			
Connection	I/P: 3 poles terminal Block O/P: 4 poles terminal Block			

**YEP75 Series**

**ENCLOSED POWER SUPPLIES**

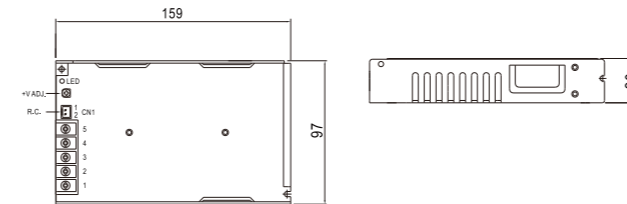


Universal AC input range  
Built-in active PFC function  
Free air convection design  
Protection: Short circuit/Overload/Over voltage/Over temperature  
Optional remote ON/OFF control  
100% full load burn-in test  
3 years warranty

**YEP SERIES**  
Low Profile & PFC



**Dimensions:(mm)**



**Safety Standard:**

UL 62368-1  
IEC 62368-1  
BS EN/EN 62368-1  
BS EN/EN 61558-1

**EMC Standard:**

EN 55032  
EN 61000-3-2,-3  
EN 61000-4-2,3,4,5,6,8,11



**Electrical Characteristics**

Model No.	YEP75-5	YEP75-12	YEP75-15	YEP75-24	YEP75-48
DC Voltage	5V	12V	15V	24V	48V
Rated Current	15A	6.3A	5A	3.2A	1.6A
Rated Power(Max)	75W	75.6W	75W	76.8W	76.8W
Ripple & Noise(Max)	80mVp-p	120mVp-p	120mVp-p	120mVp-p	200mVp-p
Input Voltage	90 ~ 305VAC 127 ~ 430VDC				
Inrush Current	35A at 230V AC				
Efficiency	82%	85%	86%	87%	89%
Working Temperature	-20 ~ +70 C (Refer to "Derating Curve")				
Withstand Voltage	I/P-O/P:3KVAC I/P-FG:2KVAC O/P-FG:0.5KVAC				
Protection	Over Load / Over Voltage / Over Temperature				
Connection	I/P: 3 poles terminal Block O/P: 4 poles terminal Block				

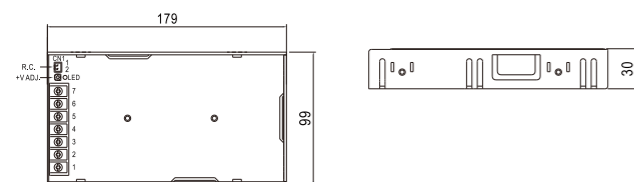
YEP100 Series

ENCLOSED POWER SUPPLIES



Universal AC input range  
Built-in active PFC function  
Free air convection design  
Protection: Short circuit/Overload/Over voltage/Over temperature  
Optional remote ON/OFF control  
100% full load burn-in test  
3 years warranty

Dimensions:(mm)



Safety Standard:

UL 62368-1  
IEC 62368-1  
BS EN/EN 62368-1  
BS EN/EN 61558-1

EMC Standard:

EN 55032  
EN 61000-3-2,-3  
EN 61000-4-2,3,4,5,6,8,11



Electrical Characteristics

Model No.	YEP100-5	YEP100-12	YEP100-15	YEP100-24	YEP100-48
DC Voltage	5V	12V	15V	24V	48V
Rated Current	20A	8.5A	6.7A	4.2A	2.1A
Rated Power(Max)	100W	102W	100.5W	100.8W	100.8W
Ripple & Noise(Max)	100mVp-p	100mVp-p	100mVp-p	150mVp-p	250mVp-p
Input Voltage	90 ~ 305VAC 127 ~ 430VDC				
Inrush Current	30A at 230V AC				
Efficiency	86%	86%	87%	87%	88%
Working Temperature	-20 ~ +70 C (Refer to "Derating Curve")				
Withstand Voltage	I/P-O/P:3KVAC I/P-FG:2KVAC O/P-FG:0.5KVAC				
Protection	Over Load / Over Voltage / Over Temperature				
Connection	I/P: 3 poles terminal Block O/P: 4 poles terminal Block				

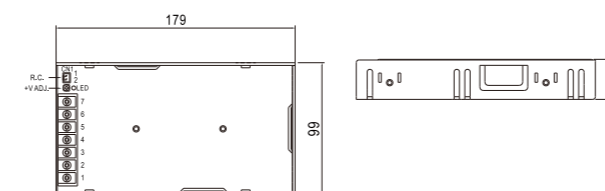
YEP150 Series

ENCLOSED POWER SUPPLIES



Universal AC input range  
Built-in active PFC function  
Free air convection design  
Protection: Short circuit/Overload/Over voltage/Over temperature  
Optional remote ON/OFF control  
100% full load burn-in test  
3 years warranty

Dimensions:(mm)



Safety Standard:

UL 62368-1  
IEC 62368-1  
BS EN/EN 62368-1  
BS EN/EN 61558-1

EMC Standard:

EN 55032  
EN 61000-3-2,-3  
EN 61000-4-2,3,4,5,6,8,11



Electrical Characteristics

Model No.	YEP150-5	YEP150-12	YEP150-15	YEP150-24	YEP150-48
DC Voltage	5V	12V	15V	24V	48V
Rated Current	30A	12.5A	10A	6.3A	3.2A
Rated Power(Max)	150W	150W	150W	151.2W	153.6W
Ripple & Noise(Max)	100mVp-p	100mVp-p	100mVp-p	150mVp-p	250mVp-p
Input Voltage	90 ~ 305VAC 127 ~ 430VDC				
Inrush Current	45A at 230V AC				
Efficiency	87%	89%	88.5%	89%	90%
Working Temperature	-20 ~ +70 C (Refer to "Derating Curve")				
Withstand Voltage	I/P-O/P:3KVAC I/P-FG:2KVAC O/P-FG:0.5KVAC				
Protection	Over Load / Over Voltage / Over Temperature				
Connection	I/P: 3 poles terminal Block O/P: 4 poles terminal Block				



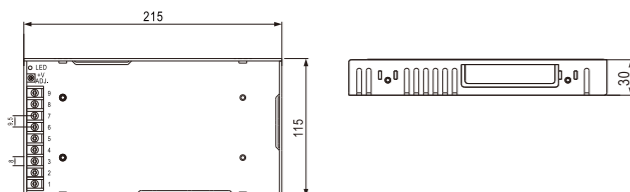
YEP200 Series

ENCLOSED POWER SUPPLIES



Universal AC input range  
Built-in active PFC function  
Protection: Short circuit/Overload/Over voltage/Over temperature  
Free air convection design  
100% full load burn-in test  
3 years warranty

Dimensions:(mm)



Safety Standard:

UL 62368-1  
IEC 62368-1  
BS EN/EN 62368-1

EMC Standard:

EN 55032  
EN 61000-3-2,-3  
EN 61000-4-2,3,4,5,6,8,11



Electrical Characteristics

Model No.	YEP200-5	YEP200-12	YEP200-15	YEP200-24	YEP200-48
DC Voltage	5V	12V	15V	24V	48V
Rated Current	40A	16.7A	13.4A	8.4A	4.2A
Rated Power(Max)	200W	200.4W	201W	201.6W	201.6W
Ripple & Noise(Max)	150mVp-p	150mVp-p	150mVp-p	150mVp-p	240mVp-p
Input Voltage	90 ~ 305VAC 127 ~ 430VDC				
Inrush Current	40A at 230V AC / 20A at 115V				
Efficiency	83%	84%	85%	87%	88%
Working Temperature	-20 ~ +70 C (Refer to "Derating Curve")				
Withstand Voltage	I/P-O/P:3KVAC I/P-FG:2KVAC O/P-FG:0.5KVAC				
Protection	Over Load / Over Voltage / Over Temperature				
Connection	I/P: 3 poles terminal Block O/P: 4 poles terminal Block				

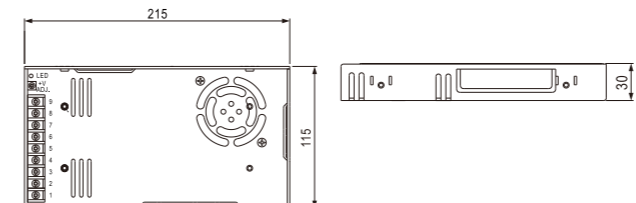
YEP320 Series

ENCLOSED POWER SUPPLIES



Universal AC input range  
Built-in active PFC function  
Protection: Short circuit/Overload/Over voltage/Over temperature  
Cooling by Built-in DC fan  
100% full load burn-in test  
3 years warranty

Dimensions:(mm)



Safety Standard:

UL 62368-1  
IEC 62368-1  
BS EN/EN 62368-1

EMC Standard:

EN 55032  
EN 61000-3-2,-3  
EN 61000-4-2,3,4,5,6,8,11



Electrical Characteristics

Model No.	YEP320-5	YEP320-12	YEP320-15	YEP320-24	YEP320-48
DC Voltage	5V	12V	15V	24V	48V
Rated Current	60A	26.7A	21.4A	13.4A	6.7A
Rated Power(Max)	300W	320.4W	321W	321.6W	321.6W
Ripple & Noise(Max)	150mVp-p	150mVp-p	150mVp-p	150mVp-p	240mVp-p
Input Voltage	90 ~ 305VAC 127 ~ 430VDC				
Inrush Current	40A at 230V AC / 20A at 115V				
Efficiency	83%	88%	88.5%	89%	90%
Working Temperature	-20 ~ +70 C (Refer to "Derating Curve")				
Withstand Voltage	I/P-O/P:3KVAC I/P-FG:2KVAC O/P-FG:0.5KVAC				
Protection	Over Load / Over Voltage / Over Temperature				
Connection	I/P: 3 poles terminal Block O/P: 6 poles terminal Block				

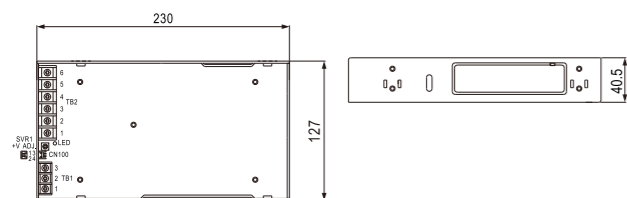
YEP500 Series

ENCLOSED POWER SUPPLIES



Universal AC input range  
Built-in active PFC function  
Protection: Short circuit/Overload/Over voltage/Over temperature  
Cooling by Built-in DC fan  
Built-in remote ON/OFF control/remote sense  
100% full load burn-in test  
3 years warranty

Dimensions:(mm)



Safety Standard:

UL 62368-1  
IEC 62368-1  
BS EN/EN 62368-1

EMC Standard:

EN 55032  
EN 61000-3-2,-3  
EN 61000-4-2,3,4,5,6,8,11



Electrical Characteristics

Model No.	YEP500-5	YEP500-12	YEP500-15	YEP500-24	YEP500-48
DC Voltage	5V	12V	15V	24V	48V
Rated Current	90A	41.7A	33.4A	21A	10.5A
Rated Power(Max)	450W	500.4W	501W	504W	504W
Ripple & Noise(Max)	150mVp-p	150mVp-p	150mVp-p	150mVp-p	150mVp-p
Input Voltage	90 ~ 305VAC 127 ~ 430VDC				
Inrush Current	40A at 230V AC / 20A at 115V				
Efficiency	84%	88%	88%	89%	90.5%
Working Temperature	-20 ~ +70 C (Refer to "Derating Curve")				
Withstand Voltage	I/P-O/P:3KVAC I/P-FG:2KVAC O/P-FG:0.5KVAC				
Protection	Over Load / Over Voltage / Over Temperature				
Connection	I/P: 3 poles terminal Block O/P: 8 poles terminal Block				

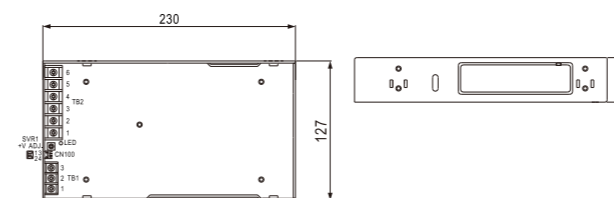
YEP600 Series

ENCLOSED POWER SUPPLIES



Universal AC input range  
Built-in active PFC function  
Protection: Short circuit/Overload/Over voltage/Over temperature  
Cooling by Built-in DC fan  
Built-in remote ON/OFF control/remote sense  
100% full load burn-in test  
3 years warranty

Dimensions:(mm)



Safety Standard:

UL 62368-1  
IEC 62368-1  
BS EN/EN 62368-1

EMC Standard:

EN 55032  
EN 61000-3-2,-3  
EN 61000-4-2,3,4,5,6,8,11



Electrical Characteristics

Model No.	YEP600-12	YEP600-15	YEP600-24	YEP600-48	YEP600-60
DC Voltage	12V	15V	24V	48V	60V
Rated Current	50A	40A	25A	12.5A	10A
Rated Power(Max)	600W	600W	600W	600W	600W
Ripple & Noise(Max)	150mVp-p	150mVp-p	150mVp-p	240mVp-p	360mVp-p
Input Voltage	90 ~ 305VAC 127 ~ 430VDC				
Inrush Current	60A at 230V AC / 35A at 115V				
Efficiency	90%	90%	91%	92%	92%
Working Temperature	-20 ~ +70 C (Refer to "Derating Curve")				
Withstand Voltage	I/P-O/P:3KVAC I/P-FG:2KVAC O/P-FG:0.5KVAC				
Protection	Over Load / Over Voltage / Over Temperature				
Connection	I/P: 3 poles terminal Block O/P: 6 poles terminal Block				

**YEL35 35W Series**

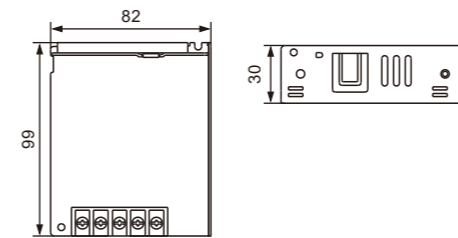
**ENCLOSED POWER SUPPLIES**



Universal AC input range  
Miniature size and High efficiency  
Cooling by free air convection  
Protection: Short circuit/Overload/Over voltage  
Over voltage category III  
100% full load burn-in test  
3 years warranty

**YEL SERIES**  
Low Profile Without PFC

**Dimensions:(mm)**



**Safety Standard:**

UL 62368-1  
IEC 62368-1  
BS EN/EN 62368-1  
BS EN/EN 61558-1  
EN 61558-2, -16  
BS EN/EN 60335-1


**EMC Standard:**

EN 55032  
EN 61000-3-2,-3  
EN 61000-4-2,3,4,5,6,8,11



**Electrical Characteristics**

Model No.	YEL35-5	YEL35-12	YEL35-15	YEL35-24	YEL35-48
DC Voltage	5V	12V	15V	24V	48V
Rated Current	7A	3A	2.4A	1.5A	0.8A
Rated Power(Max)	35W	36W	36W	36W	38.4W
Ripple & Noise(Max)	80mVp-p	120mVp-p	120mVp-p	150mVp-p	200mVp-p
Input Voltage	90 ~ 264VAC 127 ~ 370VDC				
Inrush Current	45A at 230V AC				
Efficiency	82%	86%	86%	88%	89%
Working Temperature	-20 ~ +70 C (Refer to "Derating Curve")				
Withstand Voltage	I/P-O/P:3KVAC I/P-FG:2KVAC O/P-FG:0.5KVAC				
Protection	Over Load / Over Voltage				
Connection	I/P: 3 poles terminal Block O/P: 2 poles terminal Block				



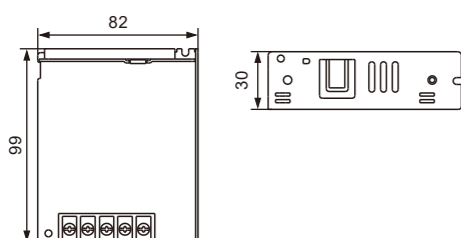
YEL50 50W Series

ENCLOSED POWER SUPPLIES



Universal AC input range  
Miniature size and High efficiency  
Cooling by free air convection  
Protection: Short circuit/Overload/Over voltage  
Over voltage category III  
100% full load burn-in test  
3 years warranty

Dimensions:(mm)



Safety Standard:

UL 62368-1  
IEC 62368-1  
BS EN/EN 62368-1  
BS EN/EN 61558-1  
EN 61558-2,-16  
BS EN/EN 60335-1

EMC Standard:

EN 55032  
EN 61000-3-2,-3  
EN 61000-4-2,3,4,5,6,8,11



Electrical Characteristics

Model No.	YEL50-5	YEL50-12	YEL50-15	YEL50-24	YEL50-48
DC Voltage	5V	12V	15V	24V	48V
Rated Current	10A	4.2A	3.4A	2.2A	1.1A
Rated Power(Max)	50W	50.4W	51W	52.8W	52.8W
Ripple & Noise(Max)	80mVp-p	120mVp-p	120mVp-p	150mVp-p	200mVp-p
Input Voltage	90 ~ 264VAC 127 ~ 370VDC				
Inrush Current	45A at 230V AC				
Efficiency	82%	86%	86%	88%	89%
Working Temperature	-20 ~ +70 C (Refer to "Derating Curve")				
Withstand Voltage	I/P-O/P:3KVAC I/P-FG:2KVAC O/P-FG:0.5KVAC				
Protection	Over Load / Over Voltage				
Connection	I/P: 3 poles terminal Block O/P: 2 poles terminal Block				

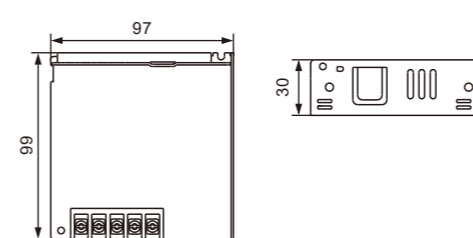
YEL75 Series

ENCLOSED POWER SUPPLIES



Universal AC input range  
Miniature size and High efficiency  
Cooling by free air convection  
Protection: Short circuit/Overload/Over voltage  
Over voltage category III  
100% full load burn-in test  
3 years warranty

Dimensions:(mm)



Safety Standard:

UL 62368-1  
IEC 62368-1  
BS EN/EN 62368-1  
BS EN/EN 61558-1  
EN 61558-2,-16  
BS EN/EN 60335-1

EMC Standard:

EN 55032  
EN 61000-3-2,-3  
EN 61000-4-2,3,4,5,6,8,11



Electrical Characteristics

Model No.	YEL75-5	YEL75-12	YEL75-15	YEL75-24	YEL75-48
DC Voltage	5V	12V	15V	24V	48V
Rated Current	14A	6A	5A	3.2A	1.6A
Rated Power(Max)	70W	72W	75W	76.8W	76.8W
Ripple & Noise(Max)	100mVp-p	120mVp-p	120mVp-p	150mVp-p	200mVp-p
Input Voltage	90 ~ 264VAC 127 ~ 370VDC				
Inrush Current	65A at 230V AC				
Efficiency	87%	89%	89%	90%	91.5%
Working Temperature	-20 ~ +70 C (Refer to "Derating Curve")				
Withstand Voltage	I/P-O/P:3KVAC I/P-FG:2KVAC O/P-FG:0.5KVAC				
Protection	Over Load / Over Voltage / Over Temperature				
Connection	I/P: 3 poles terminal Block O/P: 2 poles terminal Block				

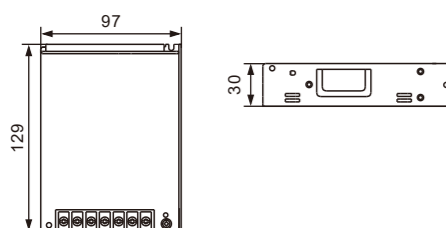
YEL100 Series

ENCLOSED POWER SUPPLIES



Universal AC input range  
Miniature size and High efficiency  
Cooling by free air convection  
Protection: Short circuit/Overload/Over voltage  
Over voltage category III  
100% full load burn-in test  
3 years warranty

Dimensions:(mm)



Safety Standard:

UL 62368-1  
IEC 62368-1  
BS EN/EN 62368-1  
BS EN/EN 61558-1  
EN 61558-2,-16  
BS EN/EN 60335-1

EMC Standard:

EN 55032  
EN 61000-3-2,-3  
EN 61000-4-2,3,4,5,6,8,11



Electrical Characteristics

Model No.	YEL100-5	YEL100-12	YEL100-15	YEL100-24	YEL100-48
DC Voltage	5V	12V	15V	24V	48V
Rated Current	18A	8.5A	7A	4.5A	2.3A
Rated Power(Max)	90W	102W	105W	108W	110.4W
Ripple & Noise(Max)	100mVp-p	120mVp-p	120mVp-p	150mVp-p	200mVp-p
Input Voltage	90 ~ 264VAC 127 ~ 370VDC				
Inrush Current	50A at 230V AC				
Efficiency	86%	88%	88.5%	90%	91%
Working Temperature	-20 ~ +70 C (Refer to "Derating Curve")				
Withstand Voltage	I/P-O/P:3KVAC I/P-FG:2KVAC O/P-FG:0.5KVAC				
Protection	Over Load / Over Voltage				
Connection	I/P: 3 poles terminal Block O/P: 4 poles terminal Block				

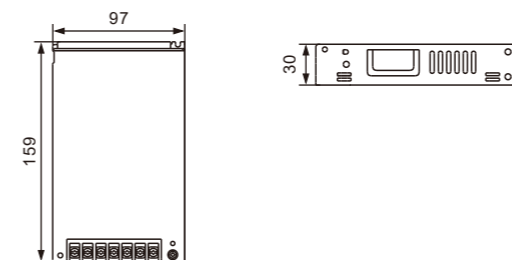
YEL150 Series

ENCLOSED POWER SUPPLIES



Universal AC input range  
Miniature size and High efficiency  
Cooling by free air convection  
Protection: Short circuit/Overload/Over voltage/Over temperature  
Over voltage category III  
100% full load burn-in test  
3 years warranty

Dimensions:(mm)



Safety Standard:

UL 62368-1  
IEC 62368-1  
BS EN/EN 62368-1  
BS EN/EN 61558-1  
EN 61558-2,-16  
BS EN/EN 60335-1

EMC Standard:

EN 55032  
EN 61000-3-2,-3  
EN 61000-4-2,3,4,5,6,8,11



Electrical Characteristics

Model No.	YEL150-12	YEL150-15	YEL150-24	YEL150-48
DC Voltage	12V	15V	24V	48V
Rated Current	12.5A	10A	6.5A	3.3A
Rated Power(Max)	150W	150W	156W	158.4W
Ripple & Noise(Max)	150mVp-p	150mVp-p	200mVp-p	200mVp-p
Input Voltage	90 ~ 264VAC 127 ~ 370VDC			
Inrush Current	60A at 230V AC			
Efficiency	87.5%	89%	89%	90%
Working Temperature	-20 ~ +70 C (Refer to "Derating Curve")			
Withstand Voltage	I/P-O/P:3KVAC I/P-FG:2KVAC O/P-FG:0.5KVAC			
Protection	Over Load / Over Voltage / Over Temperature			
Connection	I/P: 3 poles terminal Block O/P: 4 poles terminal Block			

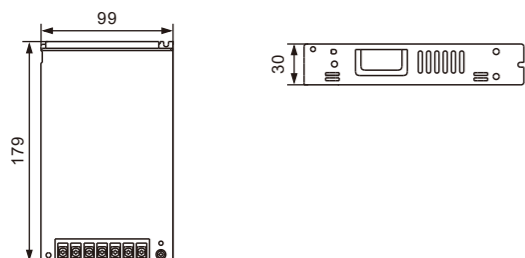
YEL200 Series

ENCLOSED POWER SUPPLIES



Universal AC input range  
Miniature size and High efficiency  
Cooling by free air convection  
Protection: Short circuit/Overload/Over voltage/Over temperature  
Over voltage category III  
100% full load burn-in test  
3 years warranty

Dimensions:(mm)



Safety Standard:

UL 62368-1  
IEC 62368-1  
BS EN/EN 62368-1  
BS EN/EN 61558-1  
EN 61558-2,-16  
BS EN/EN 60335-1

EMC Standard:

EN 55032  
EN 61000-3-2,-3  
EN 61000-4-2,3,4,5,6,8,11



Electrical Characteristics

Model No.	YEL200-5	YEL200-12	YEL200-15	YEL200-24	YEL200-48
DC Voltage	5V	12V	15V	24V	48V
Rated Current	30A	17A	14A	8.8A	4.4A
Rated Power(Max)	150W	204W	210W	211.2W	211.2W
Ripple & Noise(Max)	150mVp-p	150mVp-p	150mVp-p	150mVp-p	200mVp-p
Input Voltage	90 ~ 132VAC / 180 ~ 264VAC by switch				
Inrush Current	60A at 230V AC / 60A at 115V AC				
Efficiency	87.5%	88%	90%	90%	
Working Temperature	-20 ~ +70 C (Refer to "Derating Curve")				
Withstand Voltage	I/P-O/P:3KVAC I/P-FG:2KVAC O/P-FG:0.5KVAC				
Protection	Over Load / Over Voltage / Over Temperature				
Connection	I/P: 3 poles terminal Block O/P: 4 poles terminal Block				

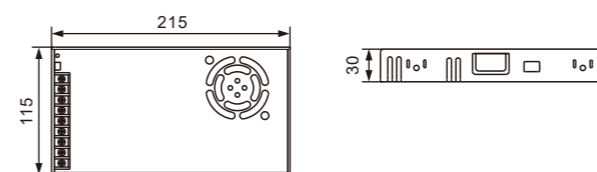
YEL350 Series

ENCLOSED POWER SUPPLIES



Universal AC input range  
Miniature size and High efficiency  
Forced air cooling by built-in DC fan  
Protection: Short circuit/Overload/Over voltage/Over temperature  
Over voltage category III  
100% full load burn-in test  
3 years warranty

Dimensions:(mm)



Safety Standard:

UL 62368-1  
IEC 62368-1  
BS EN/EN 62368-1  
BS EN/EN 61558-1  
EN 61558-2,-16  
BS EN/EN 60335-1

EMC Standard:

EN 55032  
EN 61000-3-2,-3  
EN 61000-4-2,3,4,5,6,8,11



Electrical Characteristics

Model No.	YEL350-12	YEL350-15	YEL350-24	YEL350-48
DC Voltage	12V	15V	24V	48V
Rated Current	29A	23.2A	14.6A	7.3A
Rated Power(Max)	348W	348W	350.4W	350.4W
Ripple & Noise(Max)	150mVp-p	150mVp-p	150mVp-p	200mVp-p
Input Voltage	90 ~ 132VAC / 180 ~ 264VAC by switch			
Inrush Current	60A at 230V AC / 60A at 115V			
Efficiency	85%	86%	88%	89%
Working Temperature	-20 ~ +70 C (Refer to "Derating Curve")			
Withstand Voltage	I/P-O/P:3KVAC I/P-FG:2KVAC O/P-FG:0.5KVAC			
Protection	Over Load / Over Voltage / Over Temperature			
Connection	I/P: 3 poles terminal Block O/P: 6 poles terminal Block			

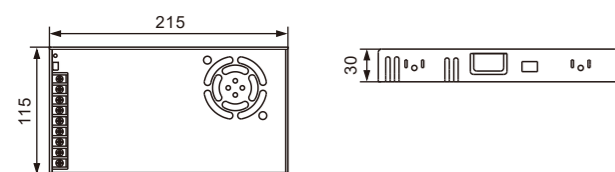
**YEL450 Series**

**ENCLOSED POWER SUPPLIES**



Universal AC input range  
Miniature size and High efficiency  
Forced air cooling by built-in DC fan  
Protection: Short circuit/Overload/Over voltage/Over temperature  
Over voltage category III  
100% full load burn-in test  
3 years warranty

**Dimensions:(mm)**



**Safety Standard:**

UL 62368-1  
IEC 62368-1  
BS EN/EN 62368-1  
BS EN/EN 61558-1  
EN 61558-2,-16  
BS EN/EN 60335-1

**EMC Standard:**

EN 55032  
EN 61000-3-2,-3  
EN 61000-4-2,3,4,5,6,8,11



**Electrical Characteristics**

Model No.	YEL450-12	YEL450-15	YEL450-24	YEL450-48
DC Voltage	12V	15V	24V	48V
Rated Current	37.5A	30A	18.8A	9.4A
Rated Power(Max)	450W	450W	451.2W	451.2W
Ripple & Noise(Max)	200mVp-p	200mVp-p	240mVp-p	360mVp-p
Input Voltage	90 ~ 132VAC / 180 ~ 264VAC by switch			
Inrush Current	60A at 230V AC / 35A at 115V			
Efficiency	90%	90%	91%	92%
Working Temperature	-20 ~ +70 C (Refer to "Derating Curve")			
Withstand Voltage	I/P-O/P:3KVAC I/P-FG:2KVAC O/P-FG:0.5KVAC			
Protection	Over Load / Over Voltage / Over Temperature			
Connection	I/P: 3 poles terminal Block O/P: 6 poles terminal Block			

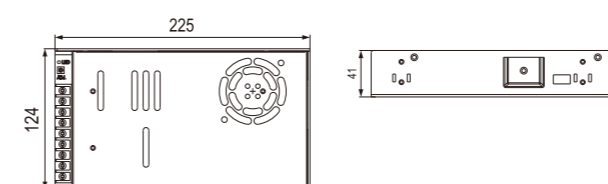
**YEL600 Series**

**ENCLOSED POWER SUPPLIES**



Universal AC input range  
Miniature size and High efficiency  
Forced air cooling by built-in DC fan  
Protection: Short circuit/Overload/Over voltage/Over temperature  
Over voltage category III  
100% full load burn-in test  
3 years warranty

**Dimensions:(mm)**



**Safety Standard:**

UL 62368-1  
IEC 62368-1  
BS EN/EN 62368-1  
BS EN/EN 61558-1  
EN 61558-2,-16  
BS EN/EN 60335-1

**EMC Standard:**

EN 55032  
EN 61000-3-2,-3  
EN 61000-4-2,3,4,5,6,8,11



**Electrical Characteristics**

Model No.	YEL600-12	YEL600-15	YEL600-24	YEL600-48
DC Voltage	12V	15V	24V	48V
Rated Current	50A	40A	25A	12.5A
Rated Power(Max)	600W	600W	600W	600W
Ripple & Noise(Max)	200mVp-p	200mVp-p	240mVp-p	360mVp-p
Input Voltage	90 ~ 132VAC / 180 ~ 264VAC by switch			
Inrush Current	60A at 230V AC / 35A at 115V AC			
Efficiency	90%	91%	92%	92%
Working Temperature	-20 ~ +70 C (Refer to "Derating Curve")			
Withstand Voltage	I/P-O/P:3KVAC I/P-FG:2KVAC O/P-FG:0.5KVAC			
Protection	Over Load / Over Voltage / Over Temperature			
Connection	I/P: 3 poles terminal Block O/P: 6 poles terminal Block			

YEC55 Series

**NEW**



Universal AC input / Full range  
 Protections: Short circuit/ Overload/ Over voltage  
 Battery low protections  
 Cooling by free air convection  
 100% full load burn-in test  
 Fixed switching frequency at 45KHz  
 2 years warranty

**YEC SERIES**  
Security & UPS

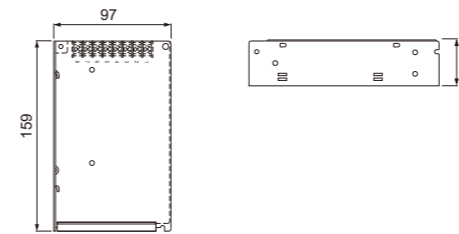
**Safety Standard:**

UL 62368-1  
 IEC 62368-1  
 BS EN/EN 62368-1

**EMC Standard:**

EN 55032  
 EN 61000-3-2,-3  
 EN 61000-4-2,3,4,5,6,8,11

**Dimensions:(mm)**



**Electrical Characteristics**

Model No.	YEC55-13.8		YEC55-27.6	
	CH1	CH2	CH1	CH2
Output Number	CH1	CH2	CH1	CH2
DC Voltage	13.8V	13.4V	27.6V	26.5V
Rated Current	3.5A	0.23A	1.8A	0.16A
Rated Power(Max)	51.38W		53.92W	
Ripple & Noise(Max)	100mVp-p		100mVp-p	
Input Voltage	88 ~ 264VAC    124 ~ 370VDC			
Inrush Current	40A at 230V AC / 20A at 115V AC			
Efficiency	71%		74%	
Working Temperature	-10 ~ +60 C (Refer to "Derating Curve")			
Withstand Voltage	I/P-O/P:3KVAC    I/P-FG:2KVAC    O/P-FG:0.5KVAC			
Protection	Over Load / Over Voltage / Battery Low			
Connection	I/P: 3 poles terminal Block		O/P: 4 poles terminal Block	



YEC155 Series

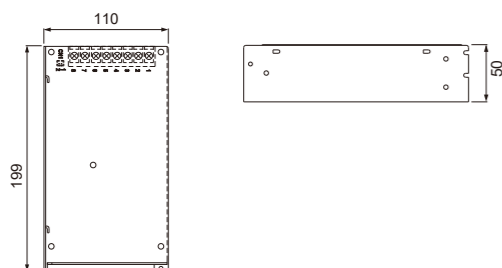
ENCLOSED POWER SUPPLIES

**NEW**



Universal AC input / Full range  
 Protections: Short circuit/Overload/Over voltage  
 Battery low and battery polarity protection  
 Cooling by free air convection  
 100% full load burn-in test  
 Fixed switching frequency at PFC 67KHz, PWM 134KHZ  
 2 years warranty

Dimensions:(mm)



Safety Standard:

UL 62368-1  
 IEC 62368-1  
 BS EN/EN 62368-1

EMC Standard:

EN 55032  
 EN 61000-3-2,-3  
 EN 61000-4-2,3,4,5,6,8,11



Electrical Characteristics

Model No.	YEC155-13.8		YEC155-27.6	
Output Number	CH1	CH2	CH1	CH2
DC Voltage	13.8V	13.3V	27.6V	27.1V
Rated Current	10.5A	0.5A	5A	0.5A
Rated Power(Max)	151.55W		151.55W	
Ripple & Noise(Max)	150mVp-p		150mVp-p	
Input Voltage	88 ~ 264VAC 124 ~ 370VDC			
Inrush Current	23A at 115V AC / 45A at 230V AC			
Efficiency	80%		84%	
Working Temperature	-10 ~ +60 C (Refer to "Derating Curve")			
Withstand Voltage	I/P-O/P:3KVAC I/P-FG:2KVAC O/P-FG:0.5KVAC			
Protection	Over Load / Over Voltage / Battery Low			
Connection	I/P: 3 poles terminal Block		O/P: 4 poles terminal Block	

YSM SERIES  
AC-DC Type



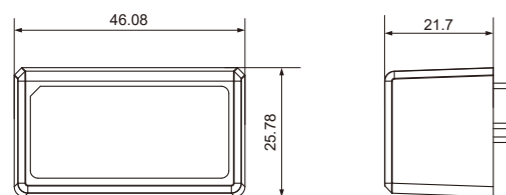
**YSM10 5W Series**

**ENCAPSULATED POWER SUPPLIES**



Universal AC input range  
Compact size, high power density  
Isolation Class II  
Wide operating temp.range  
3 years warranty

**Dimensions:(mm)**



**Safety Standard:**

UL 62368-1  
IEC 62368-1  
BS EN/EN 62368-1

**EMC Standard:**

EN 55032  
EN 61000-3-2,-3  
EN 61000-4-2,3,4,5,6,8,11



**Electrical Characteristics**

Model No.	YSM10-0331250	YSM10-0501000	YSM10-1200420	YSM10-1500330	YSM10-2400230
DC Voltage	3.3V	5V	12V	15V	24V
Rated Current	1.25A	1A	0.42A	0.33A	0.23A
Rated Power(Max)	4.125W	5W	5.04W	4.95W	5.52W
Ripple & Noise(Max)	200mVp-p	200mVp-p	200mVp-p	200mVp-p	200mVp-p
Input Voltage	90 ~ 264VAC 127 ~ 370VDC				
Inrush Current	20A/115VAC 40A/230VAC				
Efficiency	68%	71%	75%	75%	77%
Working Temperature	-30 ~ +70 C (Refer to "Derating Curve")				
Withstand Voltage	I/P-O/P:3KVAC				
Protection	Short Circuit/Over Load/Over Voltage				
Connection	I/P: 2 Pins, O/P: 2 Pins				

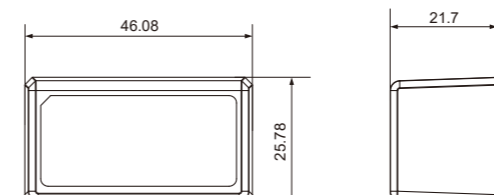
**YSM10 10W Series**

**ENCAPSULATED POWER SUPPLIES**



Universal AC input range  
Compact size, high power density  
Isolation Class II  
Wide operating temp.range  
3 years warranty

**Dimensions:(mm)**



**Safety Standard:**

UL 62368-1  
IEC 62368-1  
BS EN/EN 62368-1

**EMC Standard:**

EN 55032  
EN 61000-3-2,-3  
EN 61000-4-2,3,4,5,6,8,11



**Electrical Characteristics**

Model No.	YSM10-0332500	YSM10-0502000	YSM10-1200850	YSM10-1500670	YSM10-2400420
DC Voltage	3.3V	5V	12V	15V	24V
Rated Current	2.5A	2A	0.85A	0.67A	0.42A
Rated Power(Max)	8.25W	10W	10.2W	10.05W	10.08W
Ripple & Noise(Max)	200mVp-p	200mVp-p	200mVp-p	200mVp-p	200mVp-p
Input Voltage	90 ~ 264VAC 127 ~ 370VDC				
Inrush Current	20A/115VAC 40A/230VAC				
Efficiency	74%	77%	82%	82%	82%
Working Temperature	-30 ~ +70 C (Refer to "Derating Curve")				
Withstand Voltage	I/P-O/P:3KVAC				
Protection	Short Circuit/Over Load/Over Voltage				
Connection	I/P: 2 Pins, O/P: 2 Pins				

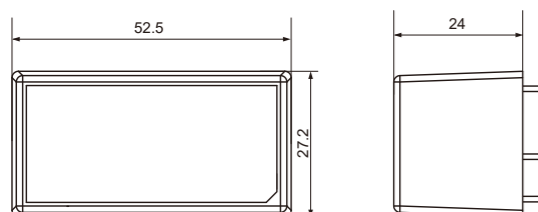
YSM20 15W Series

ENCAPSULATED POWER SUPPLIES



Universal AC input range  
Compact size, high power density  
Isolation Class II  
Wide operating temp.range  
3 years warranty

Dimensions:(mm)



Safety Standard:

UL 62368-1  
IEC 62368-1  
BS EN/EN 62368-1

EMC Standard:

EN 55032  
EN 61000-3-2,-3  
EN 61000-4-2,3,4,5,6,8,11



Electrical Characteristics

Model No.	YSM20-0333500	YSM20-0503000	YSM20-1201250	YSM20-1501000	YSM20-2400630
DC Voltage	3.3V	5V	12V	15V	24V
Rated Current	3.5A	3A	1.25A	1A	0.63A
Rated Power(Max)	11.55W	15W	15W	15W	15.12W
Ripple & Noise(Max)	200mVp-p	200mVp-p	200mVp-p	200mVp-p	200mVp-p
Input Voltage	90 ~ 264VAC 127 ~ 370VDC				
Inrush Current	20A/115VAC 40A/230VAC				
Efficiency	74%	78%	82%	82%	82%
Working Temperature	-30 ~ +70 C (Refer to "Derating Curve")				
Withstand Voltage	I/P-O/P:3KVAC				
Protection	Short Circuit/Over Load/Over Voltage				
Connection	I/P: 2 Pins, O/P: 2 Pins				

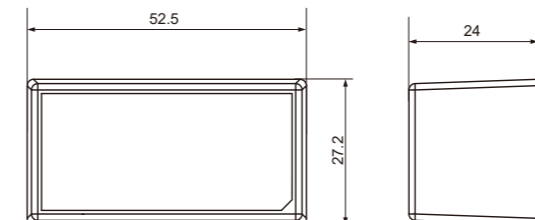
YSM20 20W Series

ENCAPSULATED POWER SUPPLIES



Universal AC input range  
Compact size, high power density  
Isolation Class II  
Wide operating temp.range  
3 years warranty

Dimensions:(mm)



Safety Standard:

UL 62368-1  
IEC 62368-1  
BS EN/EN 62368-1

EMC Standard:

EN 55032  
EN 61000-3-2,-3  
EN 61000-4-2,3,4,5,6,8,11



Electrical Characteristics

Model No.	YSM20-0334500	YSM20-0504000	YSM20-1201800	YSM20-1501400	YSM20-2400900
DC Voltage	3.3V	5V	12V	15V	24V
Rated Current	4.5A	4A	1.8A	1.4A	0.9A
Rated Power(Max)	14.85W	20W	21.6W	21W	21.6W
Ripple & Noise(Max)	200mVp-p	200mVp-p	200mVp-p	200mVp-p	200mVp-p
Input Voltage	90 ~ 264VAC 127 ~ 370VDC				
Inrush Current	20A/115VAC 40A/230VAC				
Efficiency	76%	79%	84%	84%	85%
Working Temperature	-30 ~ +70 C (Refer to "Derating Curve")				
Withstand Voltage	I/P-O/P:3KVAC				
Protection	Short Circuit/Over Load/Over Voltage				
Connection	I/P: 2 Pins, O/P: 2 Pins				

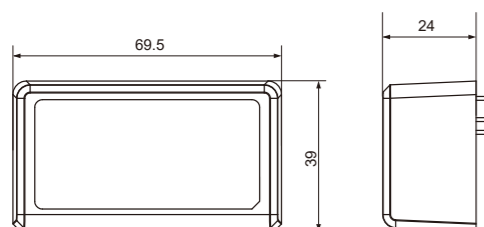
YSM30 Series

ENCAPSULATED POWER SUPPLIES



Universal AC input range  
Compact size, high power density  
Isolation Class II  
Wide operating temp.range  
3 years warranty

Dimensions:(mm)



Safety Standard:

UL 62368-1  
IEC 62368-1  
BS EN/EN 62368-1

EMC Standard:

EN 55032  
EN 61000-3-2,-3  
EN 61000-4-2,3,4,5,6,8,11



Electrical Characteristics

Model No.	YSM30-0506000	YSM30-1202500	YSM30-1502000	YSM30-2401250	YSM30-4800630
DC Voltage	5V	12V	15V	24V	48V
Rated Current	6A	2.5A	2A	1.25A	0.63A
Rated Power(Max)	30W	30W	30W	30W	30W
Ripple & Noise(Max)	120mVp-p	150mVp-p	200mVp-p	240mVp-p	300mVp-p
Input Voltage	90 ~ 264VAC 127 ~ 370VDC				
Inrush Current	25A/115VAC 45A/230VAC				
Efficiency	83%	88%	88%	88.5%	90%
Working Temperature	-30 ~ +70 C (Refer to "Derating Curve")				
Withstand Voltage	I/P-O/P:4KVAC				
Protection	Short Circuit/Over Load/Over Voltage				
Connection	I/P: 2 Pins, O/P: 2 Pins				

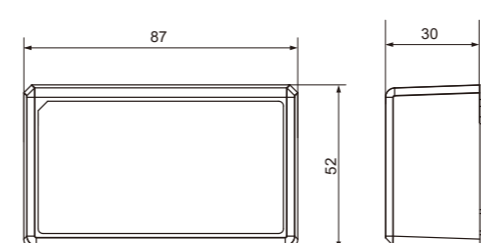
YSM60 45W Series

ENCAPSULATED POWER SUPPLIES



Universal AC input range  
Compact size high power density  
Isolation Class II  
Wide operating temp.range  
3 years warranty

Dimensions:(mm)



Safety Standard:

UL 62368-1  
IEC 62368-1  
BS EN/EN 62368-1

EMC Standard:

EN 55032  
EN 61000-3-2,-3  
EN 61000-4-2,3,4,5,6,8,11



Electrical Characteristics

Model No.	YSM60-05008000	YSM60-12003800	YSM60-15003000	YSM60-24001900	YSM60-48000940
DC Voltage	5V	12V	15V	24V	48V
Rated Current	8A	3.8A	3A	1.9A	0.94A
Rated Power(Max)	40W	45.6W	45W	45.6W	45.12W
Ripple & Noise(Max)	80mVp-p	150mVp-p	180mVp-p	200mVp-p	300mVp-p
Input Voltage	90 ~ 264VAC 127 ~ 370VDC				
Inrush Current	30A/115VAC 60A/230VAC				
Efficiency	83.5%	87.5%	88.5%	89.5%	90.5%
Working Temperature	-30 ~ +70 C (Refer to "Derating Curve")				
Withstand Voltage	I/P-O/P:4KVAC				
Protection	Short Circuit/Over Load/Over Voltage				
Connection	I/P: 2 Pins, O/P: 2 Pins				

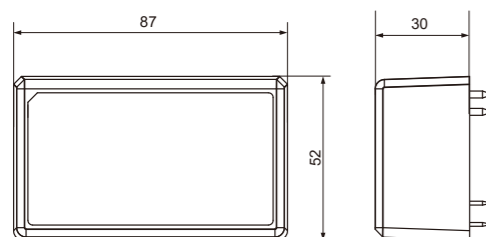
**YSM60 60W Series**

**ENCAPSULATED POWER SUPPLIES**



Universal AC input range  
Compact size high power density  
Isolation Class II  
Wide operating temp.range  
3 years warranty

**Dimensions:(mm)**



**Safety Standard:**

UL 62368-1  
IEC 62368-1  
BS EN/EN 62368-1

**EMC Standard:**

EN 55032  
EN 61000-3-2,-3  
EN 61000-4-2,3,4,5,6,8,11



**Electrical Characteristics**

Model No.	YSM60-05010000	YSM60-12005000	YSM60-15004000	YSM60-24002500	YSM60-48001250
DC Voltage	5V	12V	15V	24V	48V
Rated Current	10A	5A	4A	2.5A	1.25A
Rated Power(Max)	50W	60W	60W	60W	60W
Ripple & Noise(Max)	80mVp-p	120mVp-p	120mVp-p	150mVp-p	240mVp-p
Input Voltage	90 ~ 264VAC 127 ~ 370VDC				
Inrush Current	30A/115VAC 60A/230VAC				
Efficiency	84%	87.5%	89%	90%	91%
Working Temperature	-30 ~ +70 C (Refer to "Derating Curve")				
Withstand Voltage	I/P-O/P:4KVAC				
Protection	Short Circuit/Over Load/Over Voltage				
Connection	I/P: 2 Pins, O/P: 2 Pins				

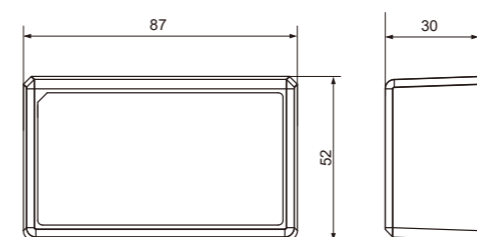
**YSM90 90W Series**

**ENCAPSULATED POWER SUPPLIES**



Universal AC input range  
Compact size, high power density  
Isolation Class II  
Wide operating temp.range  
3 years warranty

**Dimensions:(mm)**



**Safety Standard:**

UL 62368-1  
IEC 62368-1  
BS EN/EN 62368-1  
EN 60335-1

**EMC Standard:**

EN 55032  
EN 61000-3-2,-3  
EN 61000-4-2,3,4,5,6,8,11



**Electrical Characteristics**

Model No.	YSM90-1206700	YSM90-1505670	YSM90-2403750	YSM90-4801880
DC Voltage	12V	15V	24V	48V
Rated Current	6.7A	5.67A	3.75A	1.88A
Rated Power(Max)	80.4W	85.05W	90W	90.2W
Ripple & Noise(Max)	120mVp-p	150mVp-p	200mVp-p	240mVp-p
Input Voltage	90 ~ 264VAC 127 ~ 370VDC			
Inrush Current	30A / 115VAC 65A / 230VAC			
Efficiency	92%	92.5%	93%	93%
Working Temperature	-30 ~ +70 C (Refer to "Derating Curve")			
Withstand Voltage	I/P-O/P:4KVAC			
Protection	Short Circuit / Over Load / Over Voltage			
Connection	I/P: 2 Pins, O/P: 2 Pins			

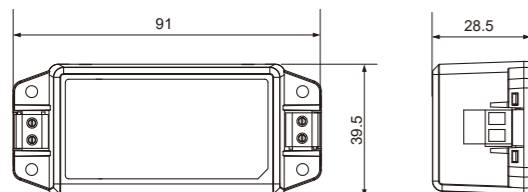
YSM30T Series

ENCAPSULATED POWER SUPPLIES



Universal AC input range  
Compact size, high power density  
Isolation Class II  
Wide operating temp.range  
3 years warranty

Dimensions:(mm)



Safety Standard:

UL 62368-1  
IEC 62368-1  
BS EN/EN 62368-1

EMC Standard:

EN 55032  
EN 61000-3-2,-3  
EN 61000-4-2,3,4,5,6,8,11



Electrical Characteristics

Model No.	YSM30T-0506000	YSM30T-1202500	YSM30T-1502000	YSM30T-2401250	YSM30T-4800630
DC Voltage	5V	12V	15V	24V	48V
Rated Current	6A	2.5A	2A	1.25A	0.63A
Rated Power(Max)	30W	30W	30W	30W	30W
Ripple & Noise(Max)	120mVp-p	150mVp-p	200mVp-p	240mVp-p	300mVp-p
Input Voltage	90 ~ 264VAC 127 ~ 370VDC				
Inrush Current	25A/115VAC 45A/230VAC				
Efficiency	83%	88%	88%	88.5%	90%
Working Temperature	-30 ~ +70 C (Refer to "Derating Curve")				
Withstand Voltage	I/P-O/P:4KVAC				
Protection	Short Circuit/Over Load/Over Voltage				
Connection	I/P: 2 Pins, O/P: 2 Pins				

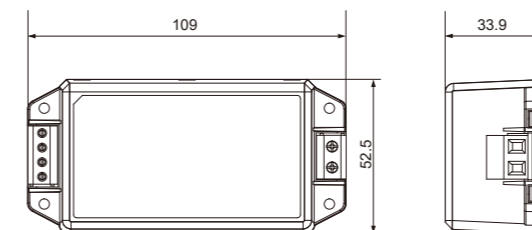
YSM60T 45W Series

ENCAPSULATED POWER SUPPLIES



Universal AC input range  
Compact size high power density  
Isolation Class II  
Wide operating temp.range  
3 years warranty

Dimensions:(mm)



Safety Standard:

UL 62368-1  
IEC 62368-1  
BS EN/EN 62368-1

EMC Standard:

EN 55032  
EN 61000-3-2,-3  
EN 61000-4-2,3,4,5,6,8,11



Electrical Characteristics

Model No.	YSM60T-05008000	YSM60T-12003800	YSM60T-15003000	YSM60T-24001900	YSM60T-48000940
DC Voltage	5V	12V	15V	24V	48V
Rated Current	8A	3.8A	3A	1.9A	0.94A
Rated Power(Max)	40W	45.6W	45W	45.6W	45.12W
Ripple & Noise(Max)	80mVp-p	150mVp-p	180mVp-p	200mVp-p	300mVp-p
Input Voltage	90 ~ 264VAC 127 ~ 370VDC				
Inrush Current	30A/115VAC 60A/230VAC				
Efficiency	83.5%	87.5%	88.5%	89.5%	90.5%
Working Temperature	-30 ~ +70 C (Refer to "Derating Curve")				
Withstand Voltage	I/P-O/P:4KVAC				
Protection	Short Circuit/Over Load/Over Voltage				
Connection	I/P: 2 Pins, O/P: 2 Pins				

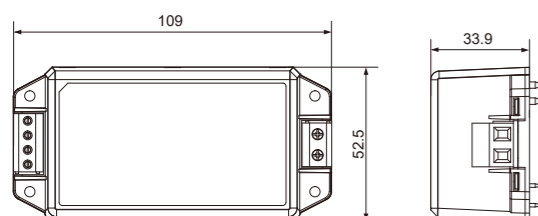
YSM60T 60W Series

ENCAPSULATED POWER SUPPLIES



Universal AC input range  
Compact size high power density  
Isolation Class II  
Wide operating temp.range  
3 years warranty

Dimensions:(mm)



Safety Standard:

UL 62368-1  
IEC 62368-1  
BS EN/EN 62368-1  
EN 60335-1

EMC Standard:

EN 55032  
EN 61000-3-2,-3  
EN 61000-4-2,3,4,5,6,8,11



Electrical Characteristics

Model No.	YSM60T-05010000	YSM60T-12005000	YSM60T-15004000	YSM60T-24002500	YSM60T-48001250
DC Voltage	5V	12V	15V	24V	48V
Rated Current	10A	5A	4A	2.5	1.25A
Rated Power(Max)	50W	60W	60W	60W	60W
Ripple & Noise(Max)	80mVp-p	120mVp-p	120mVp-p	150mVp-p	2400mVp-p
Input Voltage	90 ~ 264VAC 127 ~ 370VDC				
Inrush Current	30A / 115VAC 60A / 230VAC				
Efficiency	84%	87.5%	89%	90%	91%
Working Temperature	-30 ~ +70 C (Refer to "Derating Curve")				
Withstand Voltage	I/P-O/P:4KVAC				
Protection	Short Circuit/Over Load/Over Voltage				
Connection	I/P: 2 Terminal Block, O/P: 2 Terminal Block				

YSM90T 90W Series

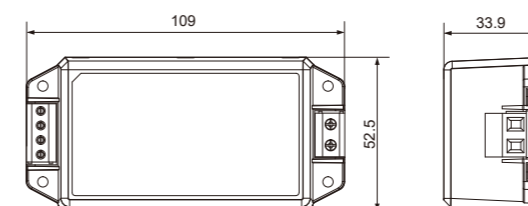
ENCAPSULATED POWER SUPPLIES

NEW



Universal AC input range  
Compact size high power density  
Isolation Class II  
Wide operating temp.range  
3 years warranty

Dimensions:(mm)



Safety Standard:

UL 62368-1  
IEC 62368-1  
BS EN/EN 62368-1  
EN 60335-1

EMC Standard:

EN 55032  
EN 61000-3-2,-3  
EN 61000-4-2,3,4,5,6,8,11



Electrical Characteristics

Model No.	YSM90T-1206700	YSM90T-1505670	YSM90T-2403750	YSM90T-4801880
DC Voltage	12V	15V	24V	48V
Rated Current	6.7A	5.67A	3.75A	1.88A
Rated Power(Max)	80.4W	85.05W	90W	90.2W
Ripple & Noise(Max)	120mVp-p	150mVp-p	200mVp-p	240mVp-p
Input Voltage	90 ~ 264VAC 127 ~ 370VDC			
Inrush Current	30A / 115VAC 65A / 230VAC			
Efficiency	92%	92.5%	93%	93%
Working Temperature	-30 ~ +70 C (Refer to "Derating Curve")			
Withstand Voltage	I/P-O/P:4KVAC			
Protection	Short Circuit / Over Load / Over Voltage			
Connection	I/P: 2 Pins, O/P: 2 Pins			


# Workshops & Equipment



Automatic Injection  
Molding Workshop



SMT Workshop



Automatic Transformer  
Assembling Lines

EMC Lab



Testing & Verification Center



Automatic Encapsulating Lines



DIP Workshop



Automatic Burn-in Test Workshop